

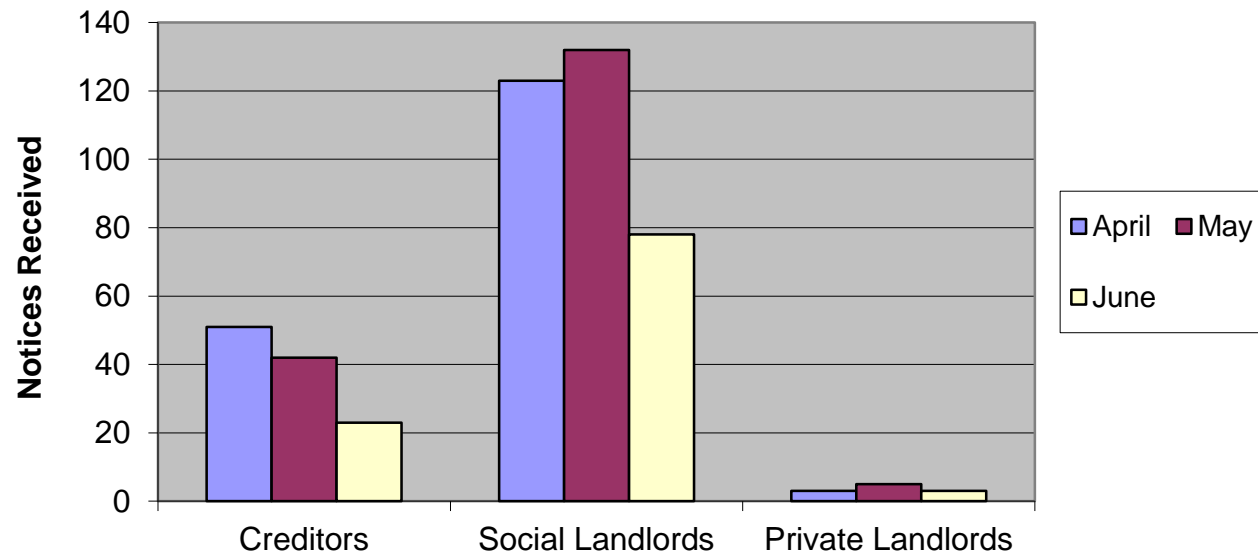
SECTION 11 NOTICES BY RSL				2016/2017
RSL	1st Quarter No	2nd Quarter No	3rd Quarter No	4th Quarter No
Ardenglen HA	0			
Arklet	0			
Bield	1			
Blairtumnock HA	2			
Blochairn HA	1			
Broomhouse HA	0			
Cadder HA	2			
Cairn HA	0			
Calvay HA	0			
Cassiltoun HA	5			
Cathcart HA	0			
Cernach HA	1			
Charing Cross HA	0			
Copperworks HA	1			
Craigdale HA	2			
Cube HA	12			
Drumchapel HA	2			
Easthall Park HA	0			
Elderpark HA	2			
FACT HA	0			
Gardeeen HA	0			
GHA	128			
Glasgow West HA	4			
Glen Oaks HA	4			
Govan HA	5			
Govanhill HA	3			
Hawthorn Co-op	2			
Hillhead HA	0			
Home in Scotland	3			
Horizon HA	0			
Kendoon HA	0			
Kingsridge Cleddans HA	0			
Link HA	1			
Linthouse HA	4			
Lochfield Park	2			
Loretto HA	0			
Lowther Homes	1			
Blackwood HA	0			
Maryhill HA	18			
Milnbank HA	6			
Molendinar Park HA	2			
New Gorbals HA	0			
NG Homes	32			
Northview HA	3			
Parkhead HA	4			
Partick HA	6			
Pineview HA	1			
Provanhall HA	1			
Queens Cross HA	10			
Reidvale HA	1			
Rosehill HA	0			
Ruchazie HA	0			
Sanctuary HA	0			
Shettleston HA	8			
Southside HA	19			
Spireview HA	6			
Strathclyde (Camphill) Housing Society	0			
Tenants First Housing Co-op	0			
Thenue HA	8			
Thistle HA	2			
Tollcross HA	10			
Trust HA	0			
Wellhouse HA	1			
West of Scotlnd HA	0			
Whiteinch & Scotstoun HA	2			
Yoker HA	3			
Yorkhill	2			
TOTAL	333	0	0	0

SECTION 11 NOTICES BY LENDER			2016/2017	
Lender	1st Quarter No	2nd Quarter No	3rd Quarter No	4th Quarter No
AIB Group	0			
Allied Irish Bank	0			
Alliance & Leicester Plc	2			
Bank of Ireland	1			
Bank of Scotland Plc	28			
Barclays Bank Plc	3			
Bradford & Bingley	1			
Century Building Society	0			
Chelsea Building Society	1			
Clydesdale Bank Plc	1			
Co-operative Bank	1			
Coventry Building Society	0			
Dunfermline Building Society	0			
Halifax plc	0			
HSBC Bank Plc	0			
Irish Nationwide	0			
JP Morgan Chase	0			
Leeds Building Society	0			
London Scottish Bank	0			
National Westminster Bank	2			
Nationwide Building Society	5			
Northern Rock Plc	9			
RBS	6			
Santander UK	9			
Skipton Building Society	0			
Standard Life	0			
Teachers Building Society	0			
The Woolwich	0			
TSB	3			
Ulster Bank	0			
Virgin Money	0			
Yorkshire Building Society	0			
Total Main High Street Lenders	72	0	0	0
Accord Mortgages Ltd	7			
Adam & Company	0			
Advantage	0			
Alba 2013 Plc	0			
Albion Residential Ltd	0			
Amber Home Loans	0			
ARIM	0			
Arrow Global	0			
Beneficial Bank	0			
Black Horse Ltd	0			
Bleiman Finance	1			
Bridging Loans Ltd	0			
Bridging Finance Ltd	0			
Britannica Li Sarl	0			
Central Trust Ltd	1			
Cheltenham & Gloucester Plc	0			
Cheshire Mortgage Co-op	0			
Citifinancial Europe Plc	0			
CT Capital	1			
Commercial First Business Ltd	0			
Co-operative Insurance Society Ltd	0			
DB UK Bank Ltd	0			
Egg Banking	0			
Elderbridge Ltd	2			
Endeavor Personal Finance Ltd	0			
Engage Credit Ltd	0			
Eurosail UK 2007	0			
FBSE Finance	0			
Finsbury Park Mortgage Funding Ltd	0			
First European Securities Ltd	0			
Firstplus Financial Group	0			
Future Mortgages	0			
GE Money	3			
Gemini Funding Ltd	0			
Glasgow Credit Union	0			
Godiva Mortgages	0			
Habib Bank	0			
Harpmanor Ltd	0			
HFC Bank Ltd	0			
Household Mortgage Co-op	0			
IDEM Capital Securities Ltd	0			
I Group UK Loans Ltd	0			

ITL Mortgages Ltd	0			
Just Retirement Ltd	0			
KBC Bank Ireland	0			
KBC Homeloans	0			
Kensington Mortgage Company	1			
Lakehouse Mortgages Ltd	0			
Lancashire Mortgage Co-op	0			
Lothian Homes Ltd	0			
London Scottish Finance	0			
Lowry Capital Ltd	0			
LSF VII Bonette Investments	0			
Marlborough Loans Ltd	0			
Mars Capital Finance	0			
Melbourne Mortgages	1			
Morgan Stanley Bank International Ltd	0			
Mortgages Plc	0			
Mortgage Agency Services Number 2	0			
Mortgage Express	4			
Mortgage Express Number 2	0			
Mortgage Funding 2008	0			
Mortgage Title Resolutions Ltd	0			
Mortgage Trust Ltd	0			
Mortgages 1 Ltd	1			
Mortgages 5 Ltd	0			
Nemo Personal Finance	0			
Newcastle Building Society	0			
New Life Mortgages Funding Ltd	0			
North Yorkshire Mortgages	0			
Oakwood Homeloans Ltd	0			
Onesavings Bank Plc	0			
OCWEN 2 Ltd	0			
Paragon Personal Finance Ltd	0			
Paragon Mortgages Ltd	0			
Paratus AMC Ltd	0			
Pepper UK Ltd	1			
Picture Homeloans	0			
Platform Funding Ltd	7			
Preferred Mortgages Ltd	0			
Premier Burrell Ltd	0			
Prestige Finance Ltd	1			
Promontoria Ltd	2			
Redstone Mortgages	2			
Rooftop Mortgages Ltd	2			
Sancopia Portfolios	0			
Saxon Residential	0			
SBS Mortgages	0			
Scottish Building Society	0			
Scottish Prudential Investment Ltd	0			
Scotswest	0			
Scottish Widows Bank	0			
Shawbrook Bank Ltd	0			
Skye Loans	2			
Southern Pacific Mortgage Ltd	0			
Southern Pacific Securities 05-2 Plc	0			
Strathcrown Ltd	0			
Swift 1st Ltd	0			
Swift Advances	0			
Target Loans	0			
TFS Loans	1			
The Mortgage Business	0			
The Mortgage Works	3			
TIUTA International	0			
Topaz Finance	0			
UCB Home Loans	1			
Wave lending	0			
Webb Resolutions	0			
West Bromwich Mortgage Company	0			
West Register Ltd	0			
Westfoot Investments	0			
White Label Loans	0			
Total Other Lenders	44	0	0	0
Grand Total	116	0	0	0

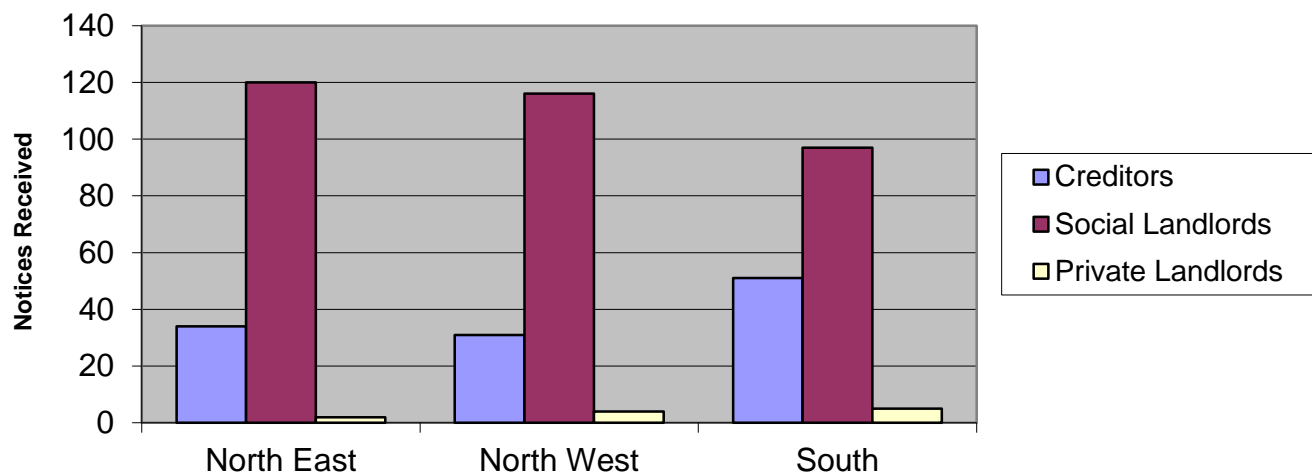
SECTION 11 NOTICES BY MONTH/LANDLORD TYPE				2016/2017
Month	Creditors	Social Landlords	Private Landlords	Totals
April	51	123	3	177
May	42	132	5	179
June	23	78	3	104
Total	116	333	11	460

Section 11 Notification



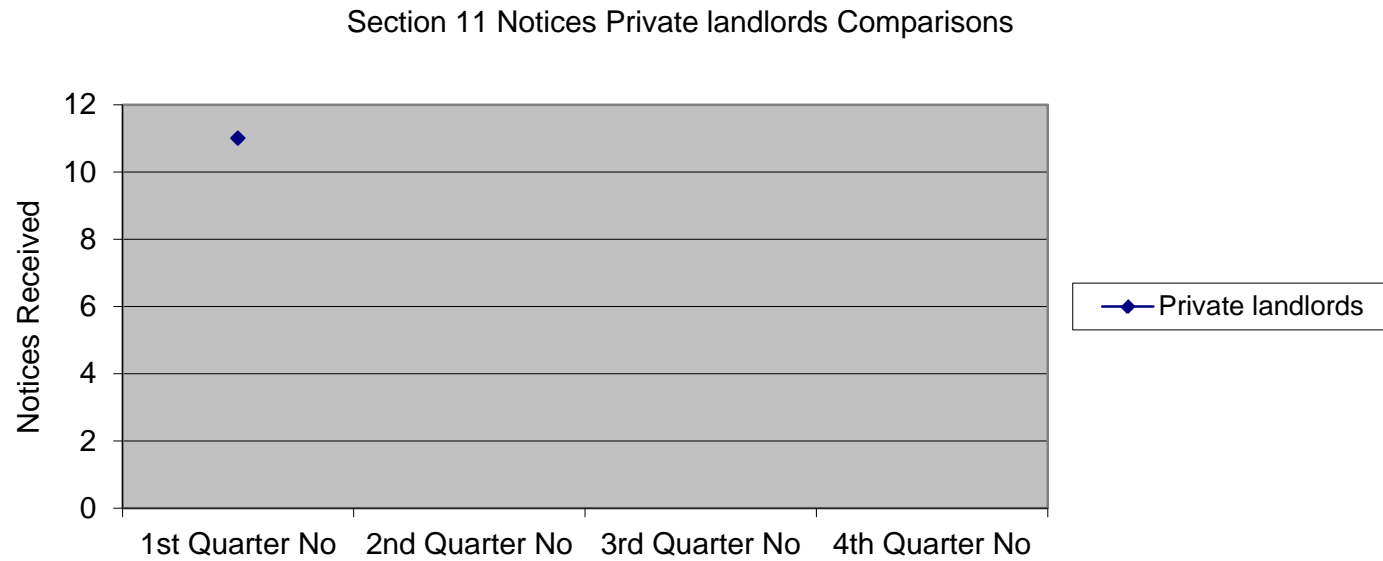
SECTION 11 NOTICES BY SOCIALWORK AREA				2016/2017
CHCP	Creditors	Social Landlords	Private Landlords	Totals
North East	34	120	2	156
North West	31	116	4	151
South	51	97	5	153
Totals	116	333	11	460

Section 11 Notices by CHCP




SECTION 11 NOTICES - PRIVATE LANDLORD COMPARISONS **2016/2017**

Private landlords	1st Quarter No	2nd Quarter No	3rd Quarter No	4th Quarter No
Private landlords	11			




SECTION 11 NOTICES LENDER COMPARISONS				2016/2017
Lender	1st Quarter No	2nd Quarter No	3rd Quarter No	4th Quarter No
Total Main High Street Lenders	72			
Total Other Lenders	44			

Section 11 Notices Lender Comparisons



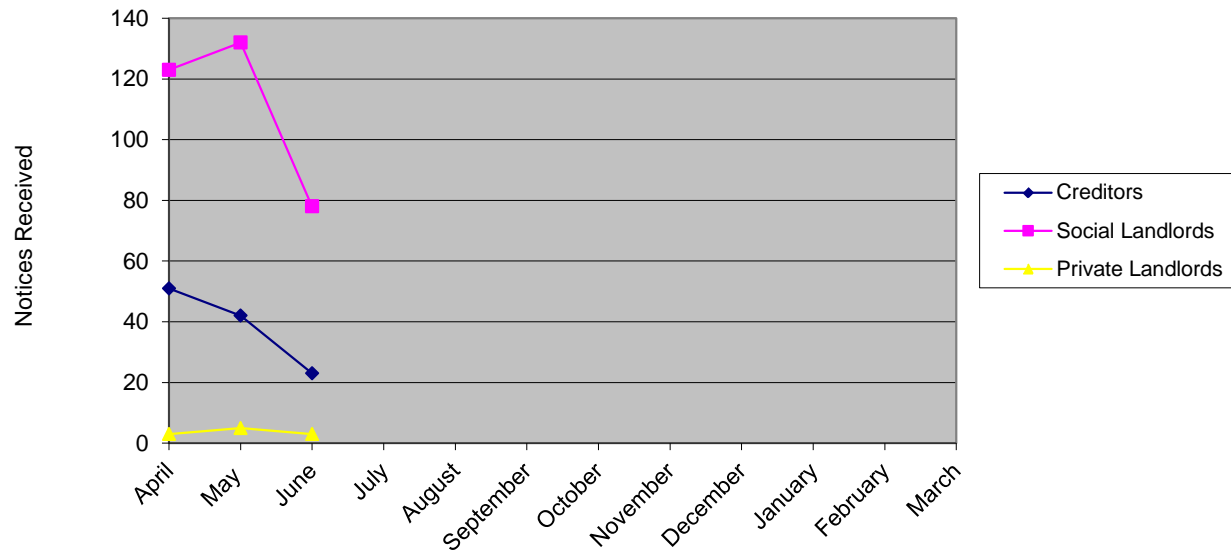
SECTION 11 NOTICES - RSL COMPARISONS				2016/2017
RSL	1st Quarter No	2nd Quarter No	3rd Quarter No	4th Quarter No
RSL's	333			

Section 11 Notices RSL Comparisons



SECTION 11 NOTICES - MONTHLY COMPARISONS				2016/2017
Month	Creditors	Social Landlords	Private Landlords	Totals
April	51	123	3	177
May	42	132	5	179
June	23	78	3	104
July				0
August				0
September				0
October				0
November				0
December				0
January				0
February				0
March				0
Total	116	333	11	460

Section 11 Notices - Monthly Comparisons



SECTION 11 NOTICES - YEAR ON YEAR COMPARISON

2009 - Present

YEAR	Total Notices Received				TOTAL
	Q1	Q2	Q3	Q4	
2009-2010	562	737	600	645	2544
2010-2011	565	567	361	992	2485
2011-2012	548	720	782	842	2892
2012-2013	713	657	602	691	2663
2013-2014	582	551	610	748	2491
2014-2015	688	556	517	488	2249
2015-2016	498	602	562	592	2254
2016-2017	460				460

