

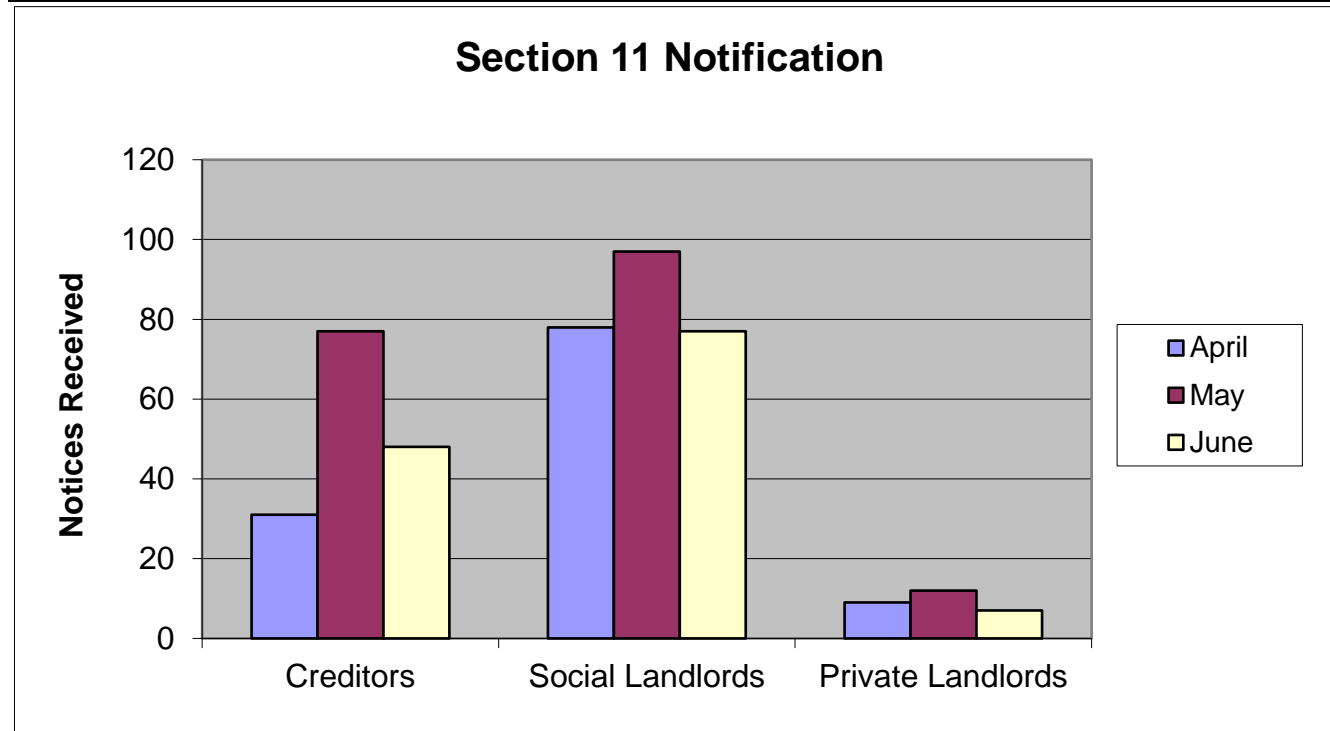
SECTION 11 NOTICES BY RSL		2019/2020		
RSL	1st Quarter No	2nd Quarter No	3rd Quarter No	4th Quarter No
Ardenglen HA	0			
Arklet	0			
Bield	1			
Blairturnnock HA	2			
Blochairn HA	0			
Broomhouse HA	0			
Cadder HA	1			
Cairn HA	0			
Calvay HA	1			
Cassiltoun HA	4			
Cathcart HA	0			
Cernach HA	0			
Charing Cross HA	2			
Copperworks HA	0			
Craigdale HA	1			
Cube HA	4			
Drumchapel HA	4			
Easthall Park HA	4			
Elderpark HA	0			
FACT HA	0			
Gardeeen HA	0			
GHA	100			
Glasgow West HA	0			
Glen Oaks HA	4			
Govan HA	1			
Govanhill HA	2			
Hawthorn Co-op	2			
Hillhead HA	0			
Home in Scotland	2			
Home Group Limited	0			
Horizon HA	0			
Kendoon HA	0			
Kingsridge Cleddans HA	0			
Link HA	0			
Linthouse HA	6			
Lochfield Park	1			
Loretto HA	1			
Lowther Homes	0			
Maryhill HA	11			
Milnbank HA	1			
Molendinar Park HA	0			
New Gorbals HA	2			
NG Homes	35			
Northview HA	2			
Parkhead HA	3			
Partick HA	1			
Pineview HA	0			
Provanhall HA	0			
Queens Cross HA	5			
Reidvale HA	1			
Rosehill HA	0			
Ruchazie HA	0			
Sanctuary HA	6			
Scottish Veterans	1			
Shettleston HA	1			
Southside HA	10			
Spireview HA	2			
Strathclyde (Camphill) Housing Society	0			
Tenants First Housing Co-op	0			
Thenue HA	8			
Thistle HA	1			
Tollcross HA	11			
Trust HA	0			
Wellhouse HA	2			
West of Scotalnd HA	2			
Whiteinch & Scotstoun HA	4			
Yoker HA	0			
Yorkhill	0			
<b>TOTAL</b>	<b>252</b>	<b>0</b>	<b>0</b>	<b>0</b>

SECTION 11 NOTICES BY LENDER				2019/2020
Lender	1st Quarter No	2nd Quarter No	3rd Quarter No	4th Quarter No
AIB Group	0			
Allied Irish Bank	0			
Alliance & Leicester Plc	0			
Bank of Ireland	6			
Bank of Scotland Plc	79			
Barclays Bank Plc	3			
Bradford & Bingley	1			
Century Building Society	0			
Chelsea Building Society	0			
Clydesdale Bank Plc	0			
Co-operative Bank	0			
Coventry Building Society	0			
Dunfermline Building Society	0			
Halifax plc	0			
HSBC Bank Plc	0			
Irish Nationwide	0			
JP Morgan Chase	0			
Leeds Building Society	1			
Lloyds Bank	6			
London Scottish Bank	0			
National Westminster Bank	2			
Nationwide Building Society	2			
Northern Rock Plc	6			
RBS	3			
Santander UK	9			
Skipton Building Society	1			
Standard Life	0			
Teachers Building Society	0			
The Woolwich	0			
TSB	5			
Ulster Bank	0			
Virgin Money	0			
Yorkshire Building Society	0			
<b>Total High Street Lenders</b>	<b>124</b>	<b>0</b>	<b>0</b>	<b>0</b>
Accord Mortgages Ltd	0			
Accountant in Bankruptcy	0			
Adam & Company	0			
Advantage	0			
Airdrie Saving Bank	0			
Alba 2013 Plc	0			
Albion Residential Ltd	0			
Alpha Credit Solutions	0			
Aldermore Bank Plc	1			
Amber Home Loans	0			
Amicus Finance	0			
Arbuthnot Latham & Co	1			
ARIM	0			
Arrow Global	0			
Aviva Equity Release	0			
Beneficial Bank	0			
Black Horse Ltd	0			
Bleiman Finance	0			
Bridging Loans Ltd	0			
Bridging Finance Ltd	0			
Britannica Li Sarl	0			
Central Trust Ltd	0			
Cheltenham & Gloucester Plc	0			
Cheshire Mortgage Co-op	0			
Citifinancial Europe Plc	0			
CT Capital	0			
Commercial First Business Ltd	0			
Co-operative Insurance Society Ltd	0			
DB UK Bank Ltd	0			
Egg Banking	0			
Elderbridge Ltd	0			
Endeavor Personal Finance Ltd	0			
Engage Credit Ltd	0			
Eurosail UK 2007	0			
FBSE Finance	0			
Finsbury Park Mortgage Funding Ltd	0			
First European Securities Ltd	0			
Firstplus Financial Group	0			
Future Mortgages	0			
GE Money	0			
Gemini Funding Ltd	0			
Glasgow Credit Union	0			
Godiva Mortgages	0			
Habib Bank	0			
Harpmanor Ltd	0			
HFC Bank Ltd	0			

Home Select Finance Ltd	0			
Household Mortgage Co-op	0			
IDEM Capital Securities Ltd	0			
I Group UK Loans Ltd	0			
ITL Mortgages Ltd	0			
Just Retirement Ltd	0			
KBC Bank Ireland	0			
KBC Homeloans	0			
Kensington Mortgage Company	1			
Lakehouse Mortgages Ltd	0			
Lancashire Mortgage Co-op	0			
Landmark Mortgages	5			
Loan Logics	0			
Lothian Homes Ltd	0			
London Scottish Finance	0			
Lowry Capital Ltd	0			
LSF VII Bonette Investments	0			
Marlborough Loans Ltd	0			
Mars Capital Finance	1			
Melbourne Mortgages	0			
Morag Finance Ltd	0			
Morgan Stanley Bank International Ltd	0			
Mortgages Business Plc	0			
Mortgage Agency Services Number 2	0			
Mortgage Express	7			
Mortgage Express Number 2	0			
Mortgage Funding 2008	0			
Mortgage Title Resolutions Ltd	0			
Mortgage Trust Ltd	0			
Mortgages 1 Ltd	2			
Mortgages 2 Ltd	0			
Mortgages 5 Ltd	0			
Nemo Personal Finance	0			
Newcastle Building Society	0			
New Life Mortgages Funding Ltd	0			
North Yorkshire Mortgages	0			
Northern Bank Ltd	0			
Oakwood Homeloans Ltd	0			
Ocelot Resolutions Ltd	0			
Onesavings Bank Plc	0			
OCWEN 2 Ltd	0			
Paragon Personal Finance Ltd	0			
Paragon Mortgages Ltd	0			
Paratus AMC Ltd	0			
Pepper UK Ltd	1			
Picture Homeloans	0			
Platform Funding Ltd	4			
Places for People Home Limited	1			
Preferred Mortgages Ltd	3			
Premier Burrell Ltd	0			
Prestige Finance Ltd	0			
Prime Credit 5	0			
Promontoria Ltd	1			
Redstone Mortgages	0			
Rooftop Mortgages Ltd	0			
Sancopia Portfolios	0			
Saxon Residential	0			
SBS Mortgages	0			
Scottish Building Society	0			
Scottish Prudential Investment Ltd	0			
Scotswest	0			
Scottish Widows Bank	0			
Shawbrook Bank Ltd	1			
Skye Loans	1			
Southern Pacific Mortgage Ltd	0			
Southern Pacific Securities 05-2 Plc	0			
Strathcrown Ltd	0			
Swift 1st Ltd	0			
Swift Advances	0			
Target Loans	0			
TFS Loans	0			
The One Account	0			
The Mortgage Business	2			
The Mortgage Works	0			
TIUTA International	0			
Topaz Finance	0			
Together Commerical Financial Ltd	0			
Trillium Mortgages Ltd	0			
Tulip Mortgages Ltd	0			
UCB Home Loans	0			

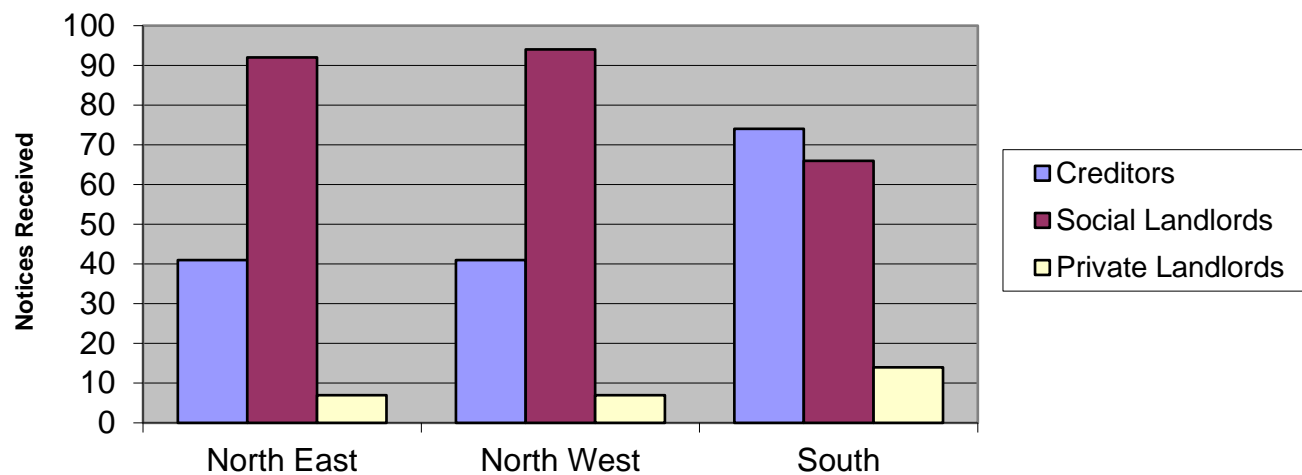
Wave lending	0			
Webb Resolutions	0			
West Bromwich Mortgage Company	0			
West Register Ltd	0			
Westfoot Investments	0			
White Label Loans	0			
<b>Total Other Lenders</b>	<b>32</b>	<b>0</b>	<b>0</b>	<b>0</b>
<b>Grand Total</b>	<b>156</b>	<b>0</b>	<b>0</b>	<b>0</b>

SECTION 11 NOTICES BY MONTH/LANDLORD TYPE				2019/2020
Month	Creditors	Social Landlords	Private Landlords	Totals
April	31	78	9	118
May	77	97	12	186
June	48	77	7	132
<b>Total</b>	<b>156</b>	<b>252</b>	<b>28</b>	<b>436</b>



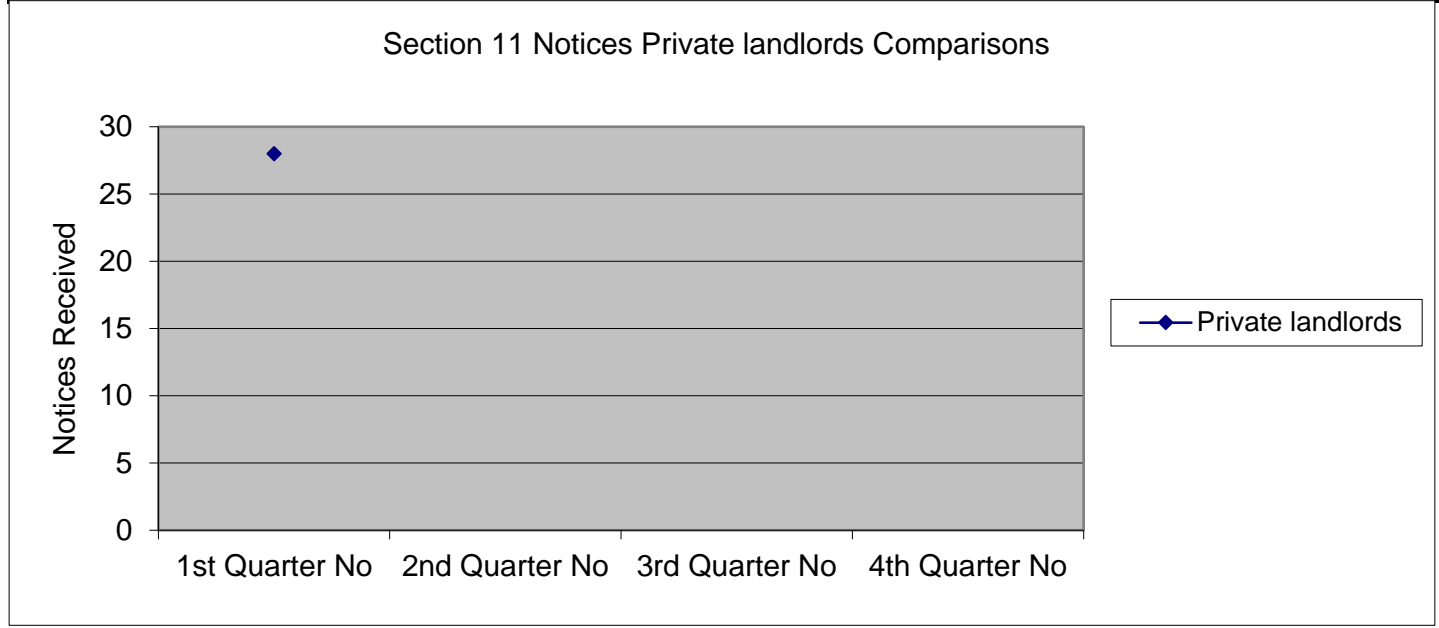
SECTION 11 NOTICES BY SOCIALWORK AREA				2019/2020
CHCP	Creditors	Social Landlords	Private Landlords	Totals
North East	41	92	7	140
North West	41	94	7	142
South	74	66	14	154
<b>Totals</b>	<b>156</b>	<b>252</b>	<b>28</b>	<b>436</b>

**Section 11 Notices by CHCP**




**SECTION 11 NOTICES - PRIVATE LANDLORD COMPARISONS** **2019/2020**

Private landlords	1st Quarter No	2nd Quarter No	3rd Quarter No	4th Quarter No
Private landlords	28			




SECTION 11 NOTICES LENDER COMPARISONS				2019/2020
Lender	1st Quarter No	2nd Quarter No	3rd Quarter No	4th Quarter No
Total High Street Lenders	124			
Total Other Lenders	32			

Section 11 Notices Lender Comparisons



SECTION 11 NOTICES - RSL COMPARISONS				2019/2020
RSL	1st Quarter No	2nd Quarter No	3rd Quarter No	4th Quarter No
RSL's	252			

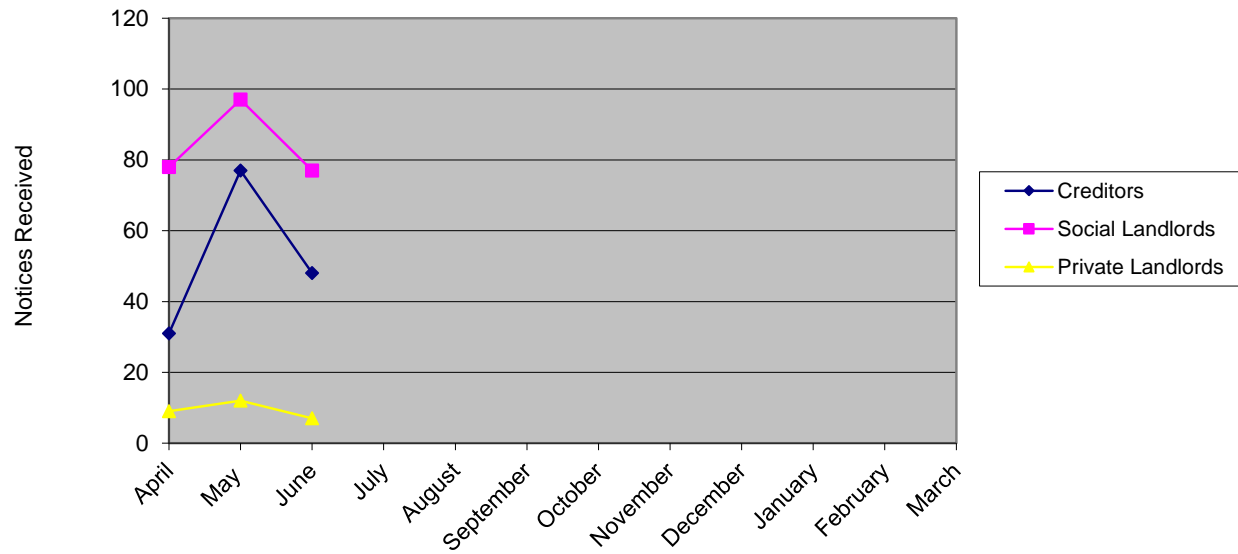
Section 11 Notices RSL Comparisons





SECTION 11 NOTICES - MONTHLY COMPARISONS				2019/2020
Month	Creditors	Social Landlords	Private Landlords	Totals
April	31	78	9	118
May	77	97	12	186
June	48	77	7	132
July				0
August				0
September				0
October				0
November				0
December				0
January				0
February				0
March				0
<b>Total</b>	<b>156</b>	<b>252</b>	<b>28</b>	<b>436</b>

Section 11 Notices - Monthly Comparisons



# SECTION 11 NOTICES - YEAR ON YEAR COMPARISON

2009 - Present

YEAR	Total Notices Received				TOTAL
	Q1	Q2	Q3	Q4	
2009-2010	562	737	600	645	2544
2010-2011	565	567	361	992	2485
2011-2012	548	720	782	842	2892
2012-2013	713	657	602	691	2663
2013-2014	582	551	610	748	2491
2014-2015	688	556	517	488	2249
2015-2016	498	602	562	592	2254
2016-2017	460	652	483	592	2187
2017-2018	553	530	304	713	2100
2018-2019	509	447	480	588	2024
2019-2020	436				436

