

SECTION 11 NOTICES BY RSL

2020/2021

RSL	1st Quarter No	2nd Quarter No	3rd Quarter No	4th Quarter No
Ardenglen HA	1	0	0	
Arklet	0	0	0	
Bield	0	0	0	
Blairturnnock HA	0	1	0	
Blochairn HA	0	0	0	
Broomhouse HA	0	0	0	
Cadder HA	0	0	0	
Cairn HA	0	0	0	
Calvay HA	0	0	0	
Cassiltoun HA	0	0	0	
Cathcart HA	0	0	0	
Cernach HA	0	0	0	
Charing Cross HA	0	6	1	
Copperworks HA	0	1	0	
Craigdale HA	0	0	0	
Cube HA	0	0	0	
Drumchapel HA	0	0	0	
Easthall Park HA	0	0	0	
Elderpark HA	1	3	1	
FACT HA	0	0	0	
Gardeeen HA	0	0	0	
GHA	0	0	4	
Glasgow West HA	0	0	0	
Glen Oaks HA	1	1	0	
Govan HA	0	0	1	
Govanhill HA	0	5	0	
Hawthorn Co-op	0	0	0	
Hillhead HA	0	0	0	
Home in Scotland	0	1	0	
Home Group Limited	0	0	0	
Horizon HA	0	0	0	
Kendoon HA	0	1	0	
Kingsridge Cleddans HA	0	1	0	
Link HA	0	1	0	
Linthouse HA	0	2	2	
Lochfield Park	0	1	1	
Loretto HA	0	0	0	
Lowther Homes	0	0	0	
Maryhill HA	1	20	4	
Milnbank HA	2	1	1	
Molendinar Park HA	0	0	0	
New Gorbals HA	1	1	1	
NG Homes	0	9	1	
Northview HA	0	0	1	
Parkhead HA	0	2	1	
Partick HA	1	1	0	
Pineview HA	0	0	0	
Provanhall HA	0	0	0	
Queens Cross HA	2	2	1	
Reidvale HA	0	0	0	
Rosehill HA	0	1	0	
Ruchazie HA	0	0	1	
Sanctuary HA	0	0	0	
Scottish Veterans	0	0	0	
Shettleston HA	0	0	0	
Southside HA	0	2	3	
Spireview HA	0	2	0	
Strathclyde (Camphill) Housing Society	0	0	0	
Tenants First Housing Co-op	0	0	0	
Thenuie HA	0	2	1	
Thistle HA	0	1	0	
Tollcross HA	0	1	2	
Trust HA	0	0	0	
Wellhouse HA	0	1	0	
West of Scotland HA	0	0	0	
Whiteinch & Scotstoun HA	0	2	0	
Yoker HA	1	1	0	
Yorkhill	1	0	0	
TOTAL	12	73	27	0

SECTION 11 NOTICES BY LENDER

2020/2021

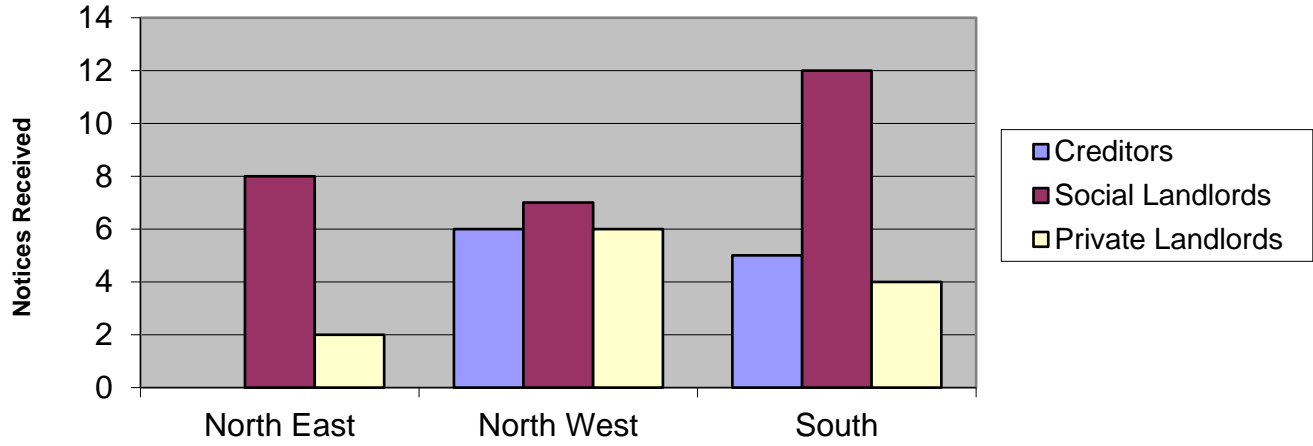
Lender	1st Quarter	2nd Quarter	3rd Quarter	4th Quarter No
AIB Group	0	0	0	
Allied Irish Bank	0	0	0	
Alliance & Leicester Plc	0	0	0	
Bank of Ireland	0	0	0	
Bank of Scotland Plc	0	1	6	
Barclays Bank Plc	0	0	0	
Bradford & Bingley	0	0	0	
Century Building Society	0	0	0	
Chelsea Building Society	0	0	0	
Clydesdale Bank Plc	0	0	0	
Co-operative Bank	0	0	0	
Coventry Building Society	0	0	0	
Dunfermline Building Society	0	0	0	
Halifax plc	0	0	0	
HSBC Bank Plc	0	0	0	
Irish Nationwide	0	0	0	
JP Morgan Chase	0	0	0	
Leeds Building Society	0	0	0	
Lloyds Bank	0	0	0	
London Scottish Bank	0	0	0	
National Westminster Bank	0	1	0	
Nationwide Building Society	0	0	0	
Northern Rock Plc	0	0	0	
RBS	0	1	0	
Santander UK	0	0	0	
Skipton Building Society	0	0	0	
Standard Life	0	0	0	
Teachers Building Society	0	0	0	
The Woolwich	0	0	0	
TSB	0	0	1	
Ulster Bank	0	0	0	
Virgin Money	0	0	0	
Yorkshire Building Society	0	0	0	
Total High Street Lenders	0	3	7	0
Accord Mortgages Ltd	0	0	0	
Accountant in Bankruptcy	0	0	0	
Adam & Company	0	0	0	
Advantage	0	0	0	
Airdrie Saving Bank	0	0	0	
Alba 2013 Plc	0	0	0	
Albion Residential Ltd	0	0	0	
Alpha Credit Solutions	0	0	0	
Aldermore Bank Plc	0	0	0	
Amber Home Loans	0	0	1	
Amicus Finance	0	0	0	
Arbuthnot Latham & Co	0	0	0	
ARIM	0	0	0	
Arrow Global	0	0	0	
Aviva Equity Release	0	0	0	
Beneficial Bank	0	0	0	
Black Horse Ltd	0	0	0	
Bleiman Finance	0	0	0	
Bridging Loans Ltd	0	0	0	
Bridging Finance Ltd	0	0	0	
Britannica LI Sarl	0	0	0	
Central Trust Ltd	0	0	0	
Cheltenham & Gloucester Plc	0	0	0	
Cheshire Mortgage Co-op	0	0	0	
Chaconia Mortgages Ltd	0	0	0	
Citifinancial Europe Plc	0	0	0	
CT Capital	0	0	0	
Commercial First Business Ltd	0	0	0	
Co-operative Insurance Society Ltd	0	0	0	
DB UK Bank Ltd	0	0	0	
Egg Banking	0	0	0	
Elderbridge Ltd	0	0	0	
Endeavor Personal Finance Ltd	0	0	0	
Engage Credit Ltd	0	0	0	
Eurosail UK 2007	0	0	0	
FBSE Finance	0	0	0	
Finsbury Park Mortgage Funding	0	0	0	
First European Securities Ltd	0	0	0	
Firstplus Financial Group	0	0	0	
Future Mortgages	0	0	0	
GE Money	0	0	0	
Gemini Funding Ltd	0	0	0	
Glasgow Credit Union	0	0	0	
Godiva Mortgages	0	0	0	
Habib Bank	0	0	0	
Harpmanor Ltd	0	0	0	

HFC Bank Ltd	0	0	0
Home Select Finance Ltd	1	0	0
Household Mortgage Co-op	0	0	0
IDEM Capital Securities Ltd	0	0	0
I Group UK Loans Ltd	0	0	0
ITL Mortgages Ltd	0	0	0
Just Retirement Ltd	0	0	0
KBC Bank Ireland	0	0	0
KBC Homeloans	0	0	0
Kensington Mortgage Company	0	0	0
Lakehouse Mortgages Ltd	0	0	0
Lancashire Mortgage Co-op	0	0	0
Landmark Mortgages	0	0	0
Loan Logics	0	0	0
Lothian Homes Ltd	0	0	0
London Scottish Finance	0	0	0
Lowry Capital Ltd	0	0	0
LSF VII Bonette Investments	0	0	0
Marlborough Loans Ltd	0	0	0
Mars Capital Finance	0	0	0
Melbourne Mortgages	0	0	0
Morag Finance Ltd	0	0	0
Morgan Stanley Bank International	0	0	0
Mortgages Business Plc	0	0	1
Mortgage Agency Services Number	0	0	0
Mortgage Express	0	1	0
Mortgage Express Number 2	0	0	0
Mortgage Funding 2008	0	0	0
Mortgage Title Resolutions Ltd	0	0	0
Mortgage Trust Ltd	0	0	0
Mortgages 1 Ltd	0	0	0
Mortgages 2 Ltd	0	0	0
Mortgages 5 Ltd	0	0	0
Nemo Personal Finance	0	0	0
Newcastle Building Society	0	0	0
New Life Mortgages Funding Ltd	0	0	0
North Yorkshire Mortgages	0	0	0
Northern Bank Ltd	0	0	0
Oakwood Homeloans Ltd	0	0	0
Ocelot Resolutions Ltd	0	0	0
Onesavings Bank Plc	0	0	0
OCWEN 2 Ltd	0	0	0
Paragon Personal Finance Ltd	0	0	0
Paragon Mortgages Ltd	0	0	0
Paratus AMC Ltd	0	0	0
Pepper UK Ltd	0	0	0
Picture Homeloans	0	0	0
Platform Funding Ltd	0	0	0
Places for People Home Limited	0	0	0
PMJ Capital Limited	1	0	0
Prefered Mortgages Ltd	0	0	0
Premier Burrell Ltd	0	0	0
Prestige Finance Ltd	0	0	0
Prime Credit 5	0	0	0
Promontoria Ltd	0	0	0
Redstone Mortgages	0	0	0
Rooftop Mortgages Ltd	0	0	0
Sancopia Portfolios	0	0	0
Saxon Residential	0	0	0
SBS Mortgages	0	0	0
Scottish Building Society	0	0	0
Scottish Prudential Investment Ltd	0	0	0
Scotswest	0	0	0
Scottish Widows Bank	0	0	0
Shawbrook Bank Ltd	0	0	0
Skye Loans	0	0	0
Staffa Rock Plc	0	0	0
Southern Pacific Mortgage Ltd	0	0	0
Southern Pacific Securities 05-2	0	0	0
Strathcrown Ltd	0	0	0
Swift 1st Ltd	0	0	0
Swift Advances	0	0	0
Target Loans	0	0	0
TFS Loans	0	0	0
The One Account	0	0	0
The Mortgage Business	0	1	0
The Mortgage Works	0	0	0
TIUTA International	0	0	0
Topaz Finance	0	0	1
Together Commerical Financial Ltd	0	0	1
Trillium Mortgages Ltd	0	0	0
Tulip Mortgages Ltd	0	0	0
UCB Home Loans	0	0	0
Wave lending	0	0	0
Webb Resolutions	0	0	0

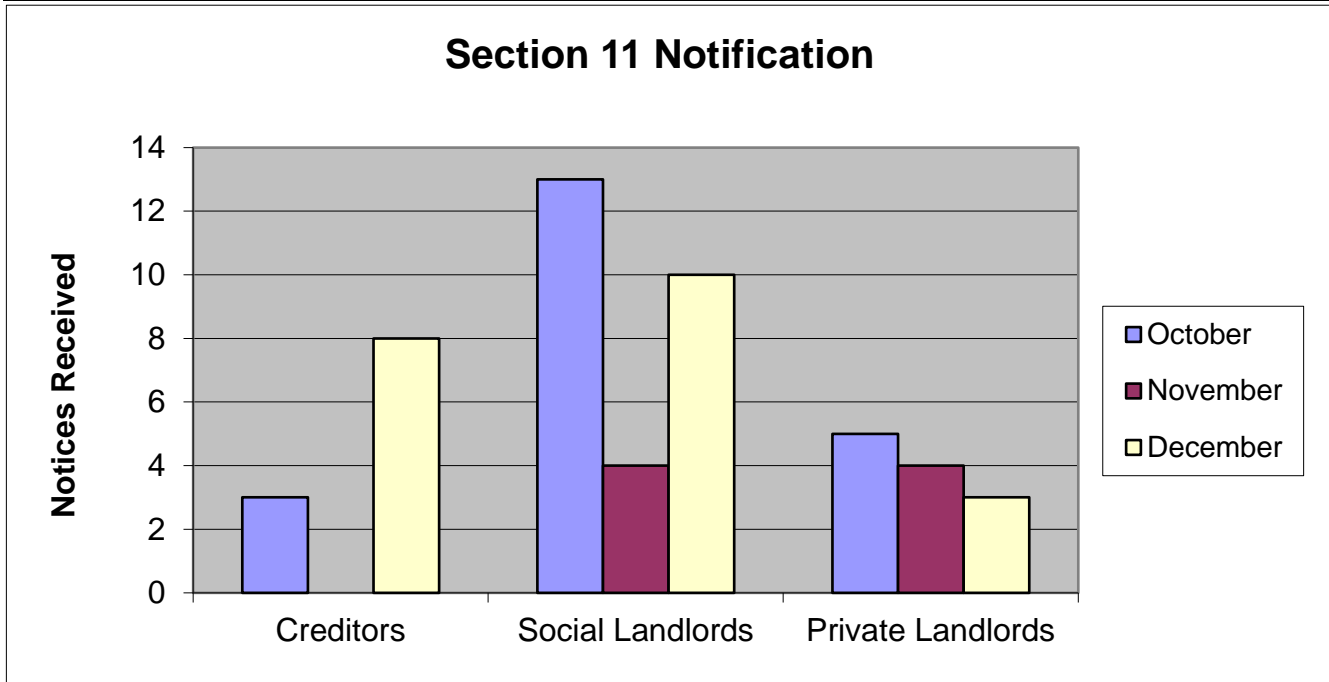
West Bromwich Mortgage	0	0	0	
West Register Ltd	0	0	0	
Westfoot Investments	0	0	0	
White Label Loans	0	0	0	
Total Other Lenders	2	2	4	0
Grand Total	2	5	11	0

SECTION 11 NOTICES BY SOCIALWORK AREA				2020/2021
Area Team	Creditors	Social Landlords	Private Landlords	Totals
North East	0	8	2	10
North West	6	7	6	19
South	5	12	4	21
Totals	11	27	12	50

Section 11 Notices by Area Team



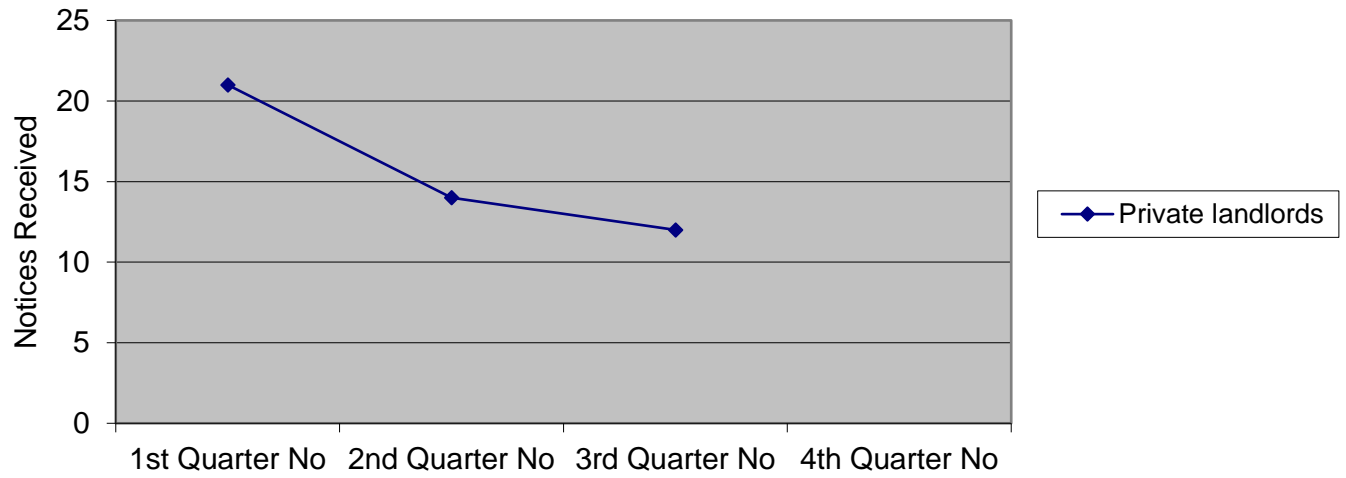
SECTION 11 NOTICES BY MONTH/LANDLORD TYPE				2020/2021
Month	Creditors	Social Landlords	Private Landlords	Totals
October	3	13	5	21
November	0	4	4	8
December	8	10	3	21
Total	11	27	12	50



SECTION 11 NOTICES - PRIVATE LANDLORD COMPARISONS 2020/2021

Private landlords	1st Quarter No	2nd Quarter No	3rd Quarter No	4th Quarter No
Private landlords	21	14	12	

Section 11 Notices Private landlords Comparisons

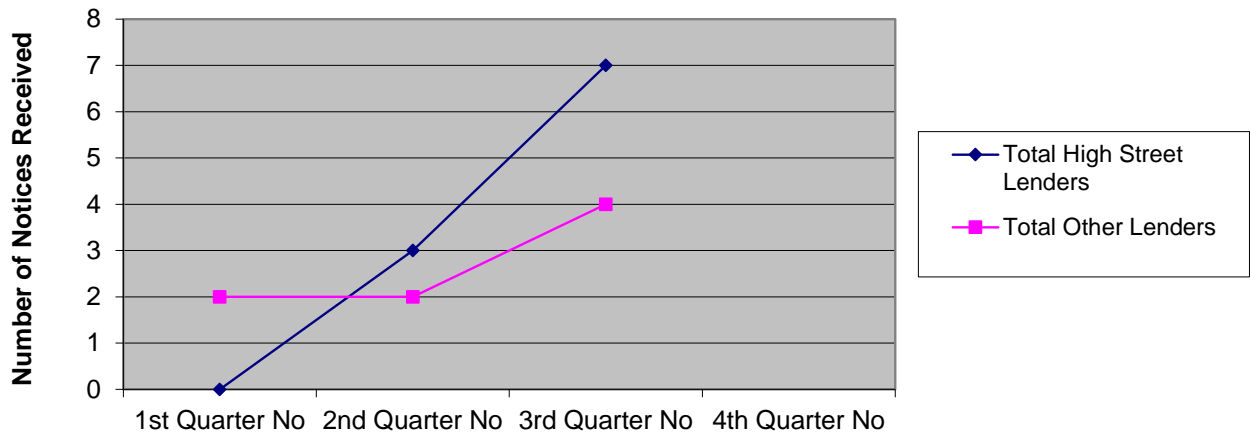


SECTION 11 NOTICES LENDER COMPARISONS

2020/2021

Lender	1st Quarter No	2nd Quarter No	3rd Quarter No	4th Quarter No
Total High Street Lenders	0	3	7	
Total Other Lenders	2	2	4	

Section 11 Notices Lender Comparisons

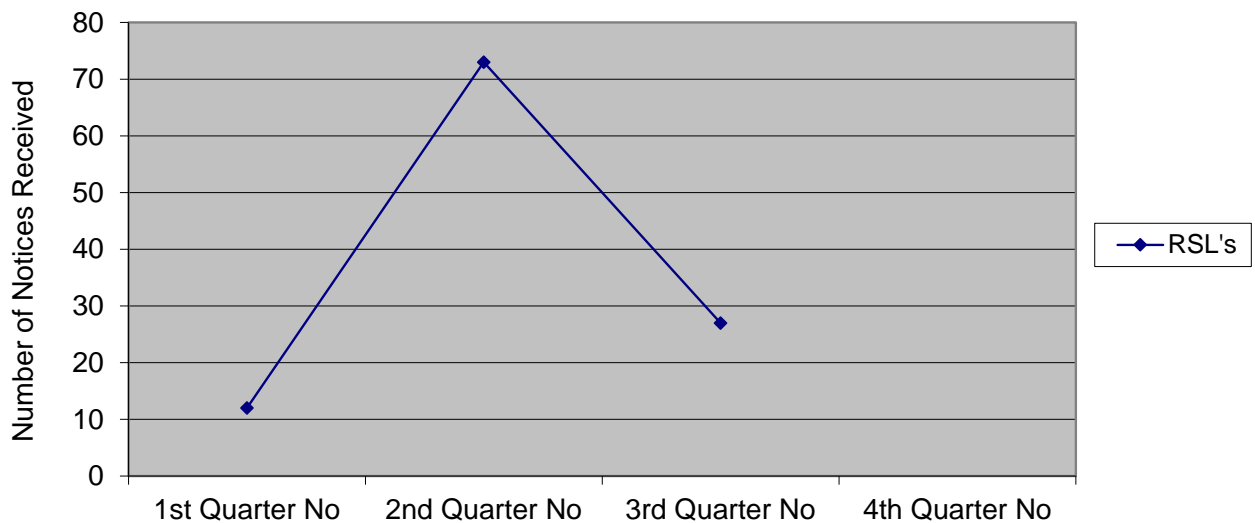


SECTION 11 NOTICES - RSL COMPARISONS

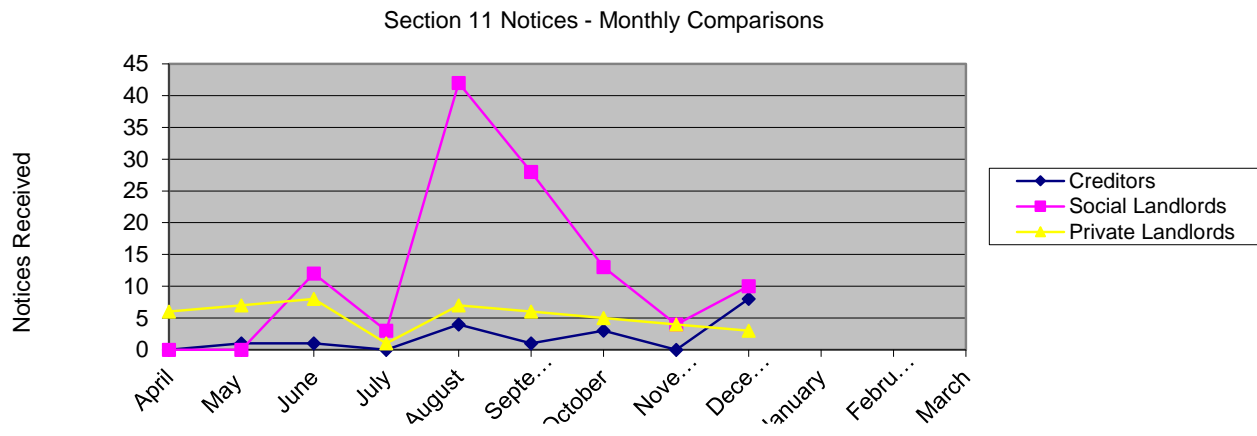
20/2021

RSL	1st Quarter No	2nd Quarter No	3rd Quarter No	4th Quarter No
RSL's	12	73	27	

Section 11 Notices RSL Comparisons



SECTION 11 NOTICES - MONTHLY COMPARISONS				2020/2021
Month	Creditors	Social Landlords	Private Landlords	Totals
April	0	0	6	6
May	1	0	7	8
June	1	12	8	21
July	0	3	1	4
August	4	42	7	53
September	1	28	6	35
October	3	13	5	21
November	0	4	4	8
December	8	10	3	21
January				0
February				0
March				0
Total	18	112	47	177



|SECTION 11 NOTICES - YEAR ON YEAR COMPARISON 2009 - Present

YEAR	Total Notices Received				TOTAL
	Q1	Q2	Q3	Q4	
2009-2010	562	737	600	645	2544
2010-2011	565	567	361	992	2485
2011-2012	548	720	782	842	2892
2012-2013	713	657	602	691	2663
2013-2014	582	551	610	748	2491
2014-2015	688	556	517	488	2249
2015-2016	498	602	562	592	2254
2016-2017	460	652	483	592	2187
2017-2018	553	530	304	713	2100
2018-2019	509	447	480	588	2024
2019-2020	436	537	431	450	1854
2020-2021	35	92	50		177

