

SECTION 11 NOTICES BY RSL

2020/2021

RSL	1st Quarter No	2nd Quarter No	3rd Quarter No	4th Quarter No
Ardenglen HA	1	0	0	0
Arklet	0	0	0	0
Bield	0	0	0	0
Blairturnnock HA	0	1	0	0
Blochairn HA	0	0	0	0
Broomhouse HA	0	0	0	0
Cadder HA	0	0	0	0
Cairn HA	0	0	0	0
Calvay HA	0	0	0	0
Cassiltoun HA	0	0	0	2
Cathcart HA	0	0	0	0
Cernach HA	0	0	0	0
Charing Cross HA	0	6	1	3
Copperworks HA	0	1	0	0
Craigdale HA	0	0	0	0
Cube HA	0	0	0	0
Drumchapel HA	0	0	0	0
Easthall Park HA	0	0	0	1
Elderpark HA	1	3	1	1
FACT HA	0	0	0	0
Gardeeen HA	0	0	0	1
GHA	0	0	4	1
Glasgow West HA	0	0	0	2
Glen Oaks HA	1	1	0	0
Govan HA	0	0	1	1
Govanhill HA	0	5	0	0
Hawthorn Co-op	0	0	0	0
Hillhead HA	0	0	0	0
Home in Scotland	0	1	0	0
Home Group Limited	0	0	0	0
Horizon HA	0	0	0	0
Kendoon HA	0	1	0	0
Kingsridge Cleddans HA	0	1	0	0
Link HA	0	1	0	0
Linthouse HA	0	2	2	5
Lochfield Park	0	1	1	0
Loretto HA	0	0	0	0
Lowther Homes	0	0	0	0
Maryhill HA	1	20	4	3
Milnbank HA	2	1	1	1
Molendinar Park HA	0	0	0	2
New Gorbals HA	1	1	1	1
NG Homes	0	9	1	4
Northview HA	0	0	1	0
Parkhead HA	0	2	1	0
Partick HA	1	1	0	1
Pineview HA	0	0	0	1
Provanhall HA	0	0	0	0
Queens Cross HA	2	2	1	1
Reidvale HA	0	0	0	0
Rosehill HA	0	1	0	0
Ruchazie HA	0	0	1	0
Sanctuary HA	0	0	0	0
Scottish Veterans	0	0	0	0
Shettleston HA	0	0	0	1
Southside HA	0	2	3	3
Spireview HA	0	2	0	0
Strathclyde (Camphill) Housing Society	0	0	0	0
Tenants First Housing Co-op	0	0	0	0
Thenue HA	0	2	1	0
Thistle HA	0	1	0	0
Tollcross HA	0	1	2	2
Trust HA	0	0	0	0
Wellhouse HA	0	1	0	3
West of Scotland HA	0	0	0	2
Whiteinch & Scotstoun HA	0	2	0	0
Yoker HA	1	1	0	0
Yorkhill	1	0	0	0
TOTAL	12	73	27	42

SECTION 11 NOTICES BY LENDER

2020/2021

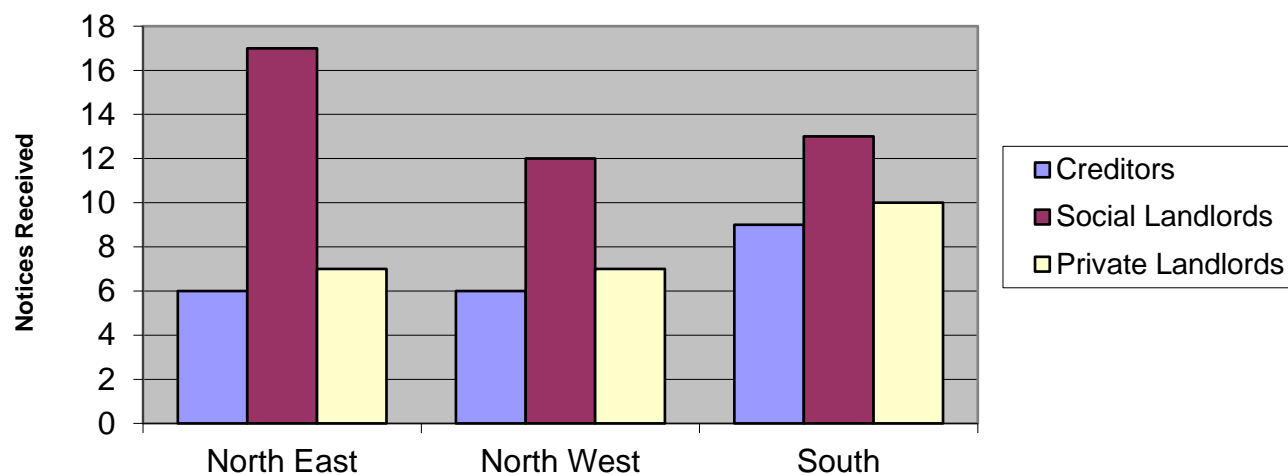
Lender	1st Quarter	2nd Quarter	3rd Quarter	4th Quarter No
AIB Group	0	0	0	0
Allied Irish Bank	0	0	0	0
Alliance & Leicester Plc	0	0	0	0
Bank of Ireland	0	0	0	1
Bank of Scotland Plc	0	1	6	6
Barclays Bank Plc	0	0	0	0
Bradford & Bingley	0	0	0	0
Century Building Society	0	0	0	0
Chelsea Building Society	0	0	0	0
Clydesdale Bank Plc	0	0	0	0
Co-operative Bank	0	0	0	0
Coventry Building Society	0	0	0	0
Dunfermline Building Society	0	0	0	0
Halifax plc	0	0	0	0
HSBC Bank Plc	0	0	0	0
Irish Nationwide	0	0	0	0
JP Morgan Chase	0	0	0	0
Leeds Building Society	0	0	0	2
Lloyds Bank	0	0	0	1
London Scottish Bank	0	0	0	0
National Westminster Bank	0	1	0	0
Nationwide Building Society	0	0	0	0
Northern Rock Plc	0	0	0	0
RBS	0	1	0	0
Santander UK	0	0	0	0
Skipton Building Society	0	0	0	0
Standard Life	0	0	0	0
Teachers Building Society	0	0	0	0
The Woolwich	0	0	0	0
TSB	0	0	1	0
Ulster Bank	0	0	0	0
Virgin Money	0	0	0	0
Yorkshire Building Society	0	0	0	0
Total High Street Lenders	0	3	7	10
Accord Mortgages Ltd	0	0	0	0
Accountant in Bankruptcy	0	0	0	0
Adam & Company	0	0	0	0
Advantage	0	0	0	0
Airdrie Saving Bank	0	0	0	0
Alba 2013 Plc	0	0	0	0
Albion Residential Ltd	0	0	0	0
Alpha Credit Solutions	0	0	0	0
Aldermore Bank Plc	0	0	0	0
Amber Home Loans	0	0	1	0
Amicus Finance	0	0	0	0
Arbuthnot Latham & Co	0	0	0	0
ARIM	0	0	0	0
Arrow Global	0	0	0	0
Aviva Equity Release	0	0	0	0
Beneficial Bank	0	0	0	0
Black Horse Ltd	0	0	0	0
Bleiman Finance	0	0	0	2
Bridging Loans Ltd	0	0	0	0
Bridging Finance Ltd	0	0	0	0
Britannica Li Sarl	0	0	0	0
Central Trust Ltd	0	0	0	0
Cheltenham & Gloucester Plc	0	0	0	0
Cheshire Mortgage Co-op	0	0	0	0
Chaconia Mortgages Ltd	0	0	0	0
Citifinancial Europe Plc	0	0	0	0
CT Capital	0	0	0	0
Commercial First Business Ltd	0	0	0	0
Co-operative Insurance Society Ltd	0	0	0	0
DB UK Bank Ltd	0	0	0	0
Egg Banking	0	0	0	0
Elderbridge Ltd	0	0	0	0
Endeavor Personal Finance Ltd	0	0	0	0
Engage Credit Ltd	0	0	0	0
Eurosail UK 2007	0	0	0	0
FBSE Finance	0	0	0	0
Finsbury Park Mortgage Funding	0	0	0	0
First European Securities Ltd	0	0	0	0
Firstplus Financial Group	0	0	0	0
Future Mortgages	0	0	0	0
GE Money	0	0	0	0
Gemini Funding Ltd	0	0	0	0
Glasgow Credit Union	0	0	0	0
Godiva Mortgages	0	0	0	0
Habib Bank	0	0	0	0
Harpmanor Ltd	0	0	0	0

HFC Bank Ltd	0	0	0	0
Home Select Finance Ltd	1	0	0	0
Household Mortgage Co-op	0	0	0	0
IDEM Capital Securities Ltd	0	0	0	0
I Group UK Loans Ltd	0	0	0	0
ITL Mortgages Ltd	0	0	0	0
Just Retirement Ltd	0	0	0	0
KBC Bank Ireland	0	0	0	0
KBC Homeloans	0	0	0	0
Kensington Mortgage Company	0	0	0	0
Lakehouse Mortgages Ltd	0	0	0	0
Lancashire Mortgage Co-op	0	0	0	0
Landmark Mortgages	0	0	0	0
Loan Logics	0	0	0	0
Lothian Homes Ltd	0	0	0	0
London Scottish Finance	0	0	0	0
Lowry Capital Ltd	0	0	0	0
LSF VII Bonette Investments	0	0	0	0
Marlborough Loans Ltd	0	0	0	0
Mars Capital Finance	0	0	0	0
Melbourne Mortgages	0	0	0	0
Morag Finance Ltd	0	0	0	0
Morgan Stanley Bank International	0	0	0	2
Mortgages Business Plc	0	0	1	0
Mortgage Agency Services Number	0	0	0	0
Mortgage Express	0	1	0	1
Mortgage Express Number 2	0	0	0	0
Mortgage Funding 2008	0	0	0	0
Mortgage Title Resolutions Ltd	0	0	0	0
Mortgage Trust Ltd	0	0	0	0
Mortgages 1 Ltd	0	0	0	2
Mortgages 2 Ltd	0	0	0	0
Mortgages 5 Ltd	0	0	0	0
Nemo Personal Finance	0	0	0	0
Newcastle Building Society	0	0	0	0
New Life Mortgages Funding Ltd	0	0	0	0
North Yorkshire Mortgages	0	0	0	0
Northern Bank Ltd	0	0	0	0
Oakwood Homeloans Ltd	0	0	0	0
Ocelot Resolutions Ltd	0	0	0	0
Onesavings Bank Plc	0	0	0	0
OCWEN 2 Ltd	0	0	0	0
Paragon Personal Finance Ltd	0	0	0	0
Paragon Mortgages Ltd	0	0	0	0
Paratus AMC Ltd	0	0	0	0
Pepper UK Ltd	0	0	0	0
Picture Homeloans	0	0	0	0
Platform Funding Ltd	0	0	0	0
Places for People Home Limited	0	0	0	0
PMJ Capital Limited	1	0	0	0
Prefered Mortgages Ltd	0	0	0	0
Premier Burrell Ltd	0	0	0	0
Prestige Finance Ltd	0	0	0	0
Prime Credit 5	0	0	0	0
Promontoria Ltd	0	0	0	0
Redstone Mortgages	0	0	0	0
Rooftop Mortgages Ltd	0	0	0	1
Sancopia Portfolios	0	0	0	0
Saxon Residential	0	0	0	0
SBS Mortgages	0	0	0	0
Scottish Building Society	0	0	0	0
Scottish Prudential Investment Ltd	0	0	0	0
Scotswest	0	0	0	0
Scottish Widows Bank	0	0	0	0
Shawbrook Bank Ltd	0	0	0	0
Skye Loans	0	0	0	0
Staffa Rock Plc	0	0	0	0
Southern Pacific Mortgage Ltd	0	0	0	0
Southern Pacific Securities 05-2	0	0	0	0
Strathcrown Ltd	0	0	0	0
Swift 1st Ltd	0	0	0	0
Swift Advances	0	0	0	1
Target Loans	0	0	0	0
TFS Loans	0	0	0	0
The One Account	0	0	0	0
The Mortgage Business	0	1	0	0
The Mortgage Works	0	0	0	0
TIUTA International	0	0	0	0
Topaz Finance	0	0	1	1
Together Commerical Financial Ltd	0	0	1	1
Trillium Mortgages Ltd	0	0	0	0
Tulip Mortgages Ltd	0	0	0	0

UCB Home Loans	0	0	0	0
Wave lending	0	0	0	0
Webb Resolutions	0	0	0	0
West Bromwich Mortgage	0	0	0	0
West Register Ltd	0	0	0	0
Westfoot Investments	0	0	0	0
White Label Loans	0	0	0	0
Total Other Lenders	2	2	4	11
Grand Total	2	5	11	21

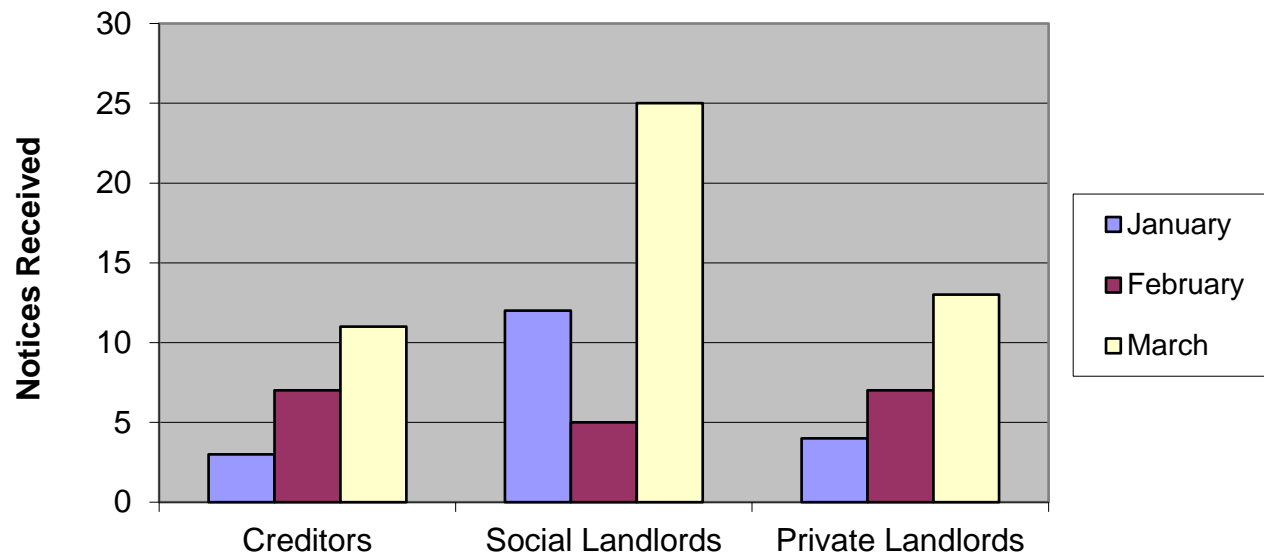
SECTION 11 NOTICES BY SOCIALWORK AREA				2020/2021
Area Team	Creditors	Social Landlords	Private Landlords	Totals
North East	6	17	7	30
North West	6	12	7	25
South	9	13	10	32
Totals	21	42	24	87

Section 11 Notices by Area Team



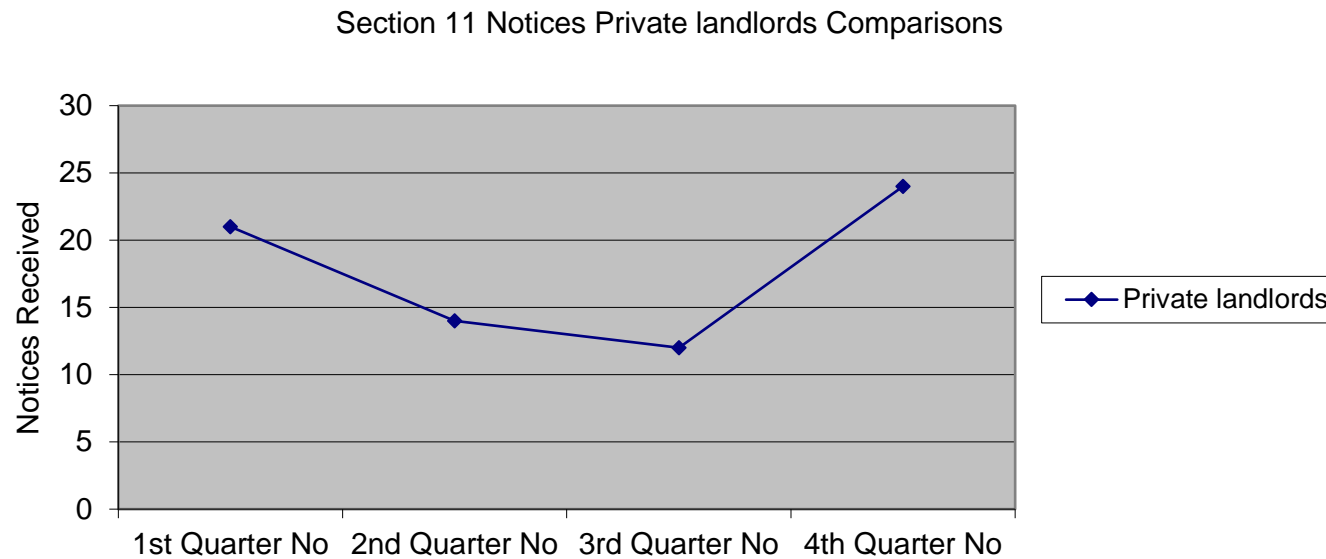
SECTION 11 NOTICES BY MONTH/LANDLORD TYPE				2020/2021
Month	Creditors	Social Landlords	Private Landlords	Totals
January	3	12	4	19
February	7	5	7	19
March	11	25	13	49
Total	21	42	24	87

Section 11 Notification



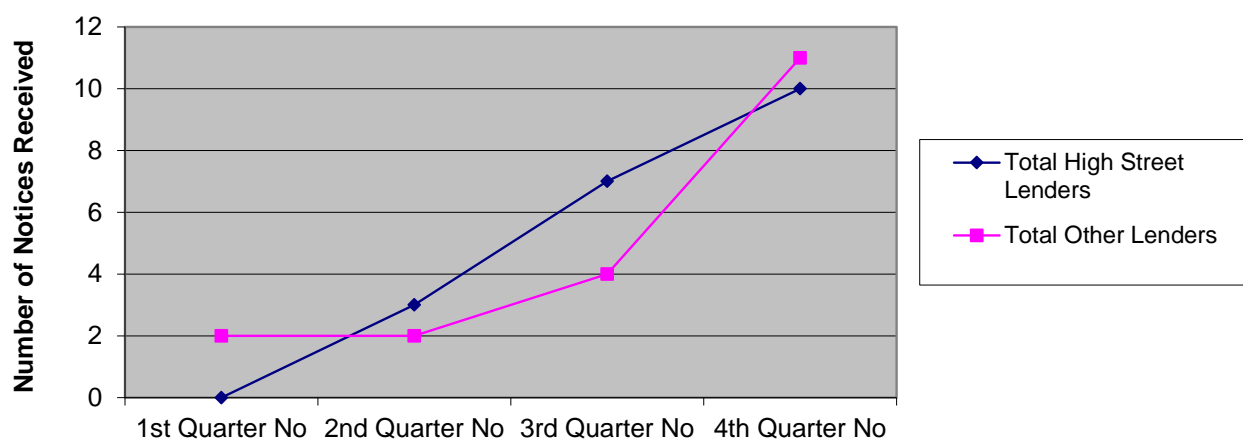
SECTION 11 NOTICES - PRIVATE LANDLORD COMPARISONS 2020/2021

Private landlords	1st Quarter No	2nd Quarter No	3rd Quarter No	4th Quarter No
Private landlords	21	14	12	24

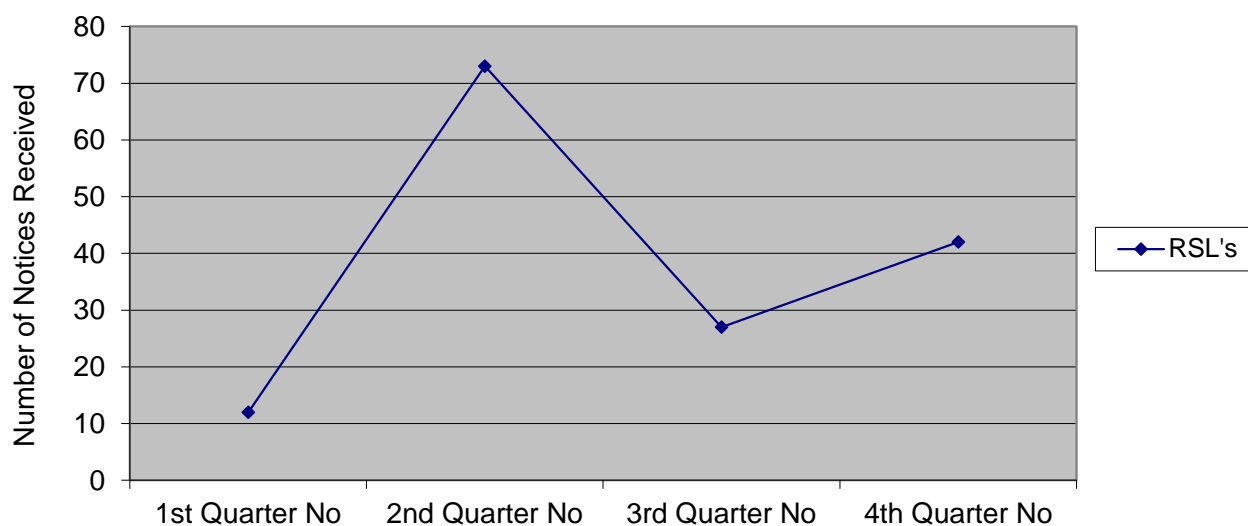


SECTION 11 NOTICES LENDER COMPARISONS**2020/2021**

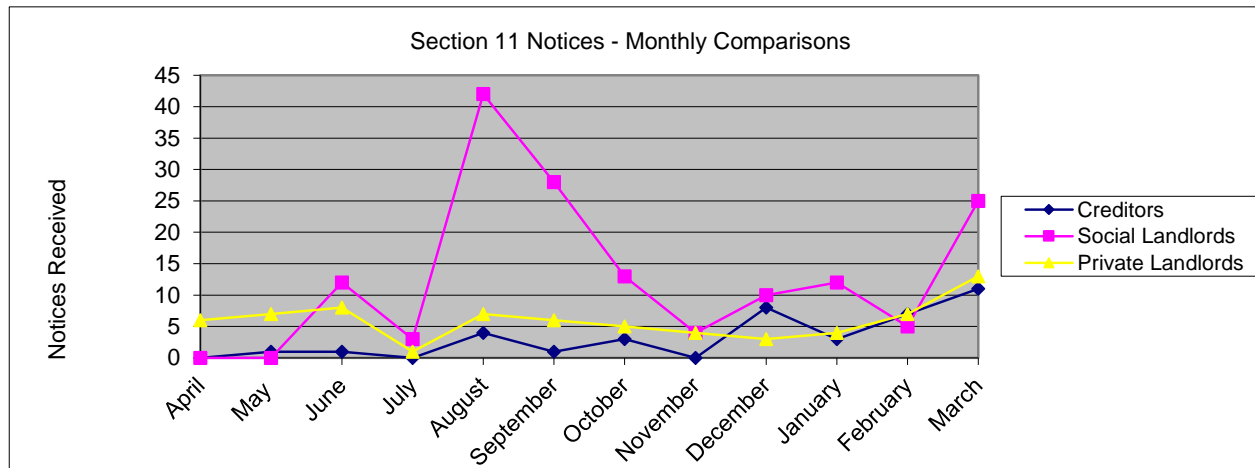
Lender	1st Quarter No	2nd Quarter No	3rd Quarter No	4th Quarter No
Total High Street Lenders	0	3	7	10
Total Other Lenders	2	2	4	11

Section 11 Notices Lender Comparisons**SECTION 11 NOTICES - RSL COMPARISONS****20/2021**

RSL	1st Quarter No	2nd Quarter No	3rd Quarter No	4th Quarter No
RSL's	12	73	27	42

Section 11 Notices RSL Comparisons

SECTION 11 NOTICES - MONTHLY COMPARISONS				2020/2021
Month	Creditors	Social Landlords	Private Landlords	Totals
April	0	0	6	6
May	1	0	7	8
June	1	12	8	21
July	0	3	1	4
August	4	42	7	53
September	1	28	6	35
October	3	13	5	21
November	0	4	4	8
December	8	10	3	21
January	3	12	4	19
February	7	5	7	19
March	11	25	13	49
Total	39	154	71	264



SECTION 11 NOTICES - YEAR ON YEAR COMPARISON 2009 - Present

YEAR	Total Notices Received				TOTAL
	Q1	Q2	Q3	Q4	
2009-2010	562	737	600	645	2544
2010-2011	565	567	361	992	2485
2011-2012	548	720	782	842	2892
2012-2013	713	657	602	691	2663
2013-2014	582	551	610	748	2491
2014-2015	688	556	517	488	2249
2015-2016	498	602	562	592	2254
2016-2017	460	652	483	592	2187
2017-2018	553	530	304	713	2100
2018-2019	509	447	480	588	2024
2019-2020	436	537	431	450	1854
2020-2021	35	92	50	87	264

