

OFFICIAL

Welcome to your new HP Elite X2 1013 Hybrid – how to set up and use

- Your new Windows 10 HP Elite X2 1013 hybrid computer can be used as a standard laptop or tablet
- it can be connected to wide range of peripheral to help you work more efficiently and easily
- How you set-up your device is largely a personal choice and depends greatly on where you work
- It is recommended that you familiarise yourself with the configuration ports on your hybrid





OFFICIAL

Right




Component

- | | | |
|-----|---|--|
| (1) |  | USB Type-C power connector and Thunderbolt port with HP Sleep and Charge |
| (2) |  | USB Type-C SuperSpeed port and DisplayPort |
| (3) | | Battery light |
-

Left



Component

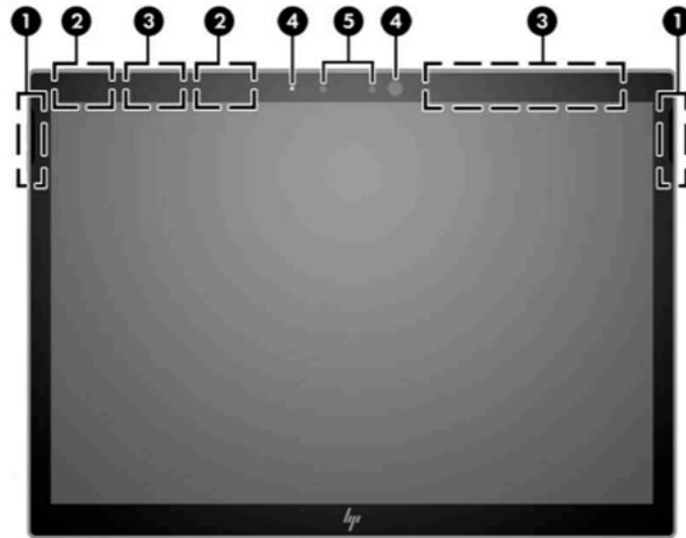
(1)  Audio-out (headphone)/Audio-in (microphone) combo jack

(2) Volume buttons

(3) SIM card slot (select products only)

(4)  Security cable slot

Display



Component

- | | |
|-----|--|
| (1) | Speakers |
| (2) | WLAN antennas* |
| (3) | WWAN antennas (select products only) * |
| (4) | Camera light(s) |
| (5) | Camera(s) (select products only) |

Top



Component

- | | |
|-----|----------------------|
| (1) | Internal microphones |
| (2) | Power button |
| (3) | Power light |