

## SECTION 11 NOTICES BY RSL

2021/2022

RSL	1st Quarter No	2nd Quarter No	3rd Quarter No	4th Quarter No
Ardenglen HA	2			
Arklet HA	0			
Bield HA	0			
Blairturnnock HA	0			
Blochairn HA	0			
Broomhouse HA	0			
Cadder HA	2			
Cairn HA	0			
Calvay HA	2			
Cassiltoun HA	1			
Cathcart HA	0			
Cernach HA	0			
Charing Cross HA	1			
Copperworks HA	0			
Craigdale HA	0			
Cube HA	0			
Drumchapel HA	2			
Easthall Park HA	0			
Elderpark HA	1			
FACT HA	0			
Gardeeen HA	1			
GHA	4			
Glasgow West HA	3			
Glen Oaks HA	1			
Govan HA	4			
Govanhill HA	11			
Hawthorn Co-op	1			
Hillhead HA	0			
Home in Scotland	1			
Home Group Limited	2			
Horizon HA	0			
Kendoon HA	0			
Kingsridge Cleddans HA	0			
Link HA	0			
Linthouse HA	1			
Lochfield Park	1			
Loretto HA	0			
Lowther Homes	0			
Maryhill HA	5			
Milnbank HA	0			
Molendinar Park HA	0			
New Gorbals HA	0			
NG Homes	8			
Northview HA	0			
Parkhead HA	0			
Partick HA	2			
Pineview HA	0			
Provanhall HA	0			
Queens Cross HA	2			
Reidvale HA	0			
Rosehill HA	0			
Ruchazie HA	0			
Sanctuary HA	0			
Scottish Veterans	0			
Shettleston HA	0			
Southside HA	4			
Spireview HA	2			
Strathclyde (Camphill) Housing Society	0			
Tenants First Housing Co-op	0			
Thenue HA	2			
Thistle HA	0			
Tollcross HA	1			
Trust HA	0			
Wellhouse HA	2			
West of Scotland HA	4			
Whiteinch & Scotstoun HA	0			
Yoker HA	0			
Yorkhill	0			
<b>TOTAL</b>	<b>73</b>	<b>0</b>	<b>0</b>	<b>0</b>

## SECTION 11 NOTICES BY LENDER

2021/2022

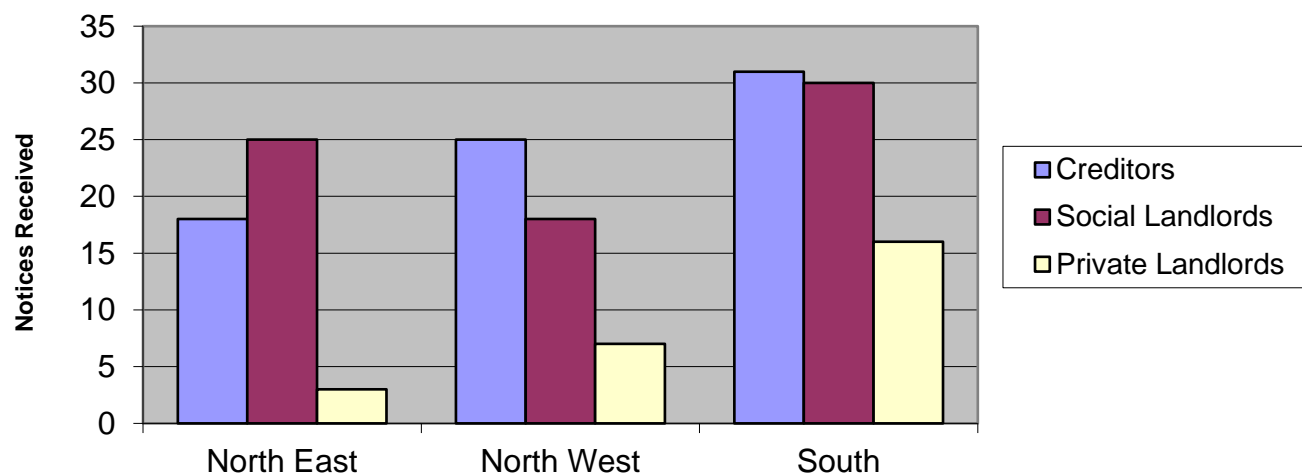
Lender	1st Quarter	2nd Quarter	3rd Quarter	4th Quarter No
AIB Group	0			
Allied Irish Bank	0			
Alliance & Leicester Plc	2			
Bank of Ireland	0			
Bank of Scotland Plc	26			
Barclays Bank Plc	0			
Bradford & Bingley	0			
Century Building Society	0			
Chelsea Building Society	0			
Clydesdale Bank Plc	2			
Co-operative Bank	2			
Coventry Building Society	0			
Dunfermline Building Society	0			
Halifax plc	0			
HSBC Bank Plc	0			
Irish Nationwide	0			
JP Morgan Chase	0			
Leeds Building Society	0			
Lloyds Bank	6			
London Scottish Bank	0			
National Westminster Bank	2			
Nationwide Building Society	1			
Northern Rock Plc	0			
RBS	3			
Santander UK	11			
Skipton Building Society	0			
Standard Life	0			
Teachers Building Society	0			
The Woolwich	0			
TSB	3			
Ulster Bank	0			
Virgin Money	0			
Yorkshire Building Society	0			
<b>Total High Street Lenders</b>	<b>58</b>	<b>0</b>	<b>0</b>	<b>0</b>
Accord Mortgages Ltd	0			
Accountant in Bankruptcy	0			
Adam & Company	0			
Advantage	0			
Airdrie Saving Bank	0			
Alba 2013 Plc	0			
Albion Residential Ltd	0			
Alpha Credit Solutions	0			
Aldermore Bank Plc	0			
Amber Home Loans	0			
Amicus Finance	0			
Arbuthnot Latham & Co	0			
ARIM	0			
Arrow Global	0			
Aviva Equity Release	0			
Beneficial Bank	0			
Black Horse Ltd	0			
Bleiman Finance	1			
Bridging Loans Ltd	0			
Bridging Finance Ltd	0			
Britannica Li Sarl	0			
Central Trust Ltd	0			
Cheltenham & Gloucester Plc	0			
Cheshire Mortgage Co-op	0			
Chaconia Mortgages Ltd	0			
Citifinancial Europe Plc	0			
CT Capital	0			
Commercial First Business Ltd	0			
Co-operative Insurance Society Ltd	0			
DB UK Bank Ltd	0			
Egg Banking	0			
Elderbridge Ltd	0			
Endeavor Personal Finance Ltd	0			
Engry Prices Direct Ltd	1			
Engage Credit Ltd	0			
Equifiance Ltd	1			
Eurosail UK 2007	0			
FBSE Finance	0			
Finsbury Park Mortgage Funding Ltd	0			
First European Securities Ltd	0			
Firstplus Financial Group	0			
Future Mortgages	0			
GE Money	0			
Gemini Funding Ltd	0			
Glasgow Credit Union	0			
Godiva Mortgages	0			

Habib Bank	0			
Harpmanor Ltd	0			
HFC Bank Ltd	0			
Home Select Finance Ltd	0			
Household Mortgage Co-op	0			
IDEM Capital Securities Ltd	0			
IT Group UK Loans Ltd	0			
ITL Mortgages Ltd	0			
Just Retirement Ltd	0			
KBC Bank Ireland	0			
KBC Homeloans	0			
Kensington Mortgage Company	0			
Lakehouse Mortgages Ltd	0			
Lancashire Mortgage Co-op	0			
Landmark Mortgages	0			
Loan Logics	0			
Lothian Homes Ltd	0			
London Scottish Finance	0			
Lowry Capital Ltd	0			
LSF VII Bonette Investments	0			
Marlborough Loans Ltd	0			
Mars Capital Finance	1			
Melbourne Mortgages	0			
Morag Finance Ltd	0			
Morgan Stanley Bank International	0			
Mortgages Business Plc	0			
Mortgage Agency Services Number	0			
Mortgage Express	0			
Mortgage Express Number 2	0			
Mortgage Funding 2008	0			
Mortgage Title Resolutions Ltd	0			
Mortgage Trust Ltd	4			
Mortgages 1 Ltd	0			
Mortgages 2 Ltd	0			
Mortgages 5 Ltd	0			
Nemo Personal Finance	0			
Newcastle Building Society	0			
New Life Mortgages Funding Ltd	0			
North Yorkshire Mortgages	0			
Northern Bank Ltd	0			
Oakwood Homeloans Ltd	0			
Ocelot Resolutions Ltd	0			
Onesavings Bank Plc	1			
OCWEN 2 Ltd	0			
Paragon Personal Finance Ltd	0			
Paragon Mortgages Ltd	0			
Paratus AMC Ltd	0			
Pepper UK Ltd	1			
Picture Homeloans	0			
Platform Funding Ltd	0			
Places for People Home Limited	0			
PMJ Capital Limited	0			
Prefered Mortgages Ltd	0			
Premier Burrell Ltd	0			
Prestige Finance Ltd	0			
Prime Credit 5	0			
Promontoria Ltd	0			
Redstone Mortgages	0			
Rooftop Mortgages Ltd	0			
Sancopia Portfolios	0			
Saxon Residential	0			
SBS Mortgages	0			
Scottish Building Society	1			
Scottish Prudential Investment Ltd	0			
Scotswest	0			
Scottish Widows Bank	0			
Shawbrook Bank Ltd	0			
Skye Loans	0			
Staffa Rock Plc	0			
Southern Pacific Mortgage Ltd	0			
Southern Pacific Securities 05-2 Plc	0			
Strathcrown Ltd	0			
Swift 1st Ltd	0			
Swift Advances	1			
Target Loans	0			
TFS Loans	0			
The One Account	0			
The Mortgage Business	1			
The Mortgage Works	0			
TIUTA International	0			
Topaz Finance	3			
Together Commerical Financial Ltd	0			

Trillium Mortgages Ltd	0			
Tulip Mortgages Ltd	0			
UCB Home Loans	0			
Wave lending	0			
Webb Resolutions	0			
West Bromwich Mortgage Company	0			
West Register Ltd	0			
Westfoot Investments	0			
White Label Loans	0			
<b>Total Other Lenders</b>	<b>16</b>	<b>0</b>	<b>0</b>	<b>0</b>
<b>Grand Total</b>	<b>74</b>	<b>0</b>	<b>0</b>	<b>0</b>

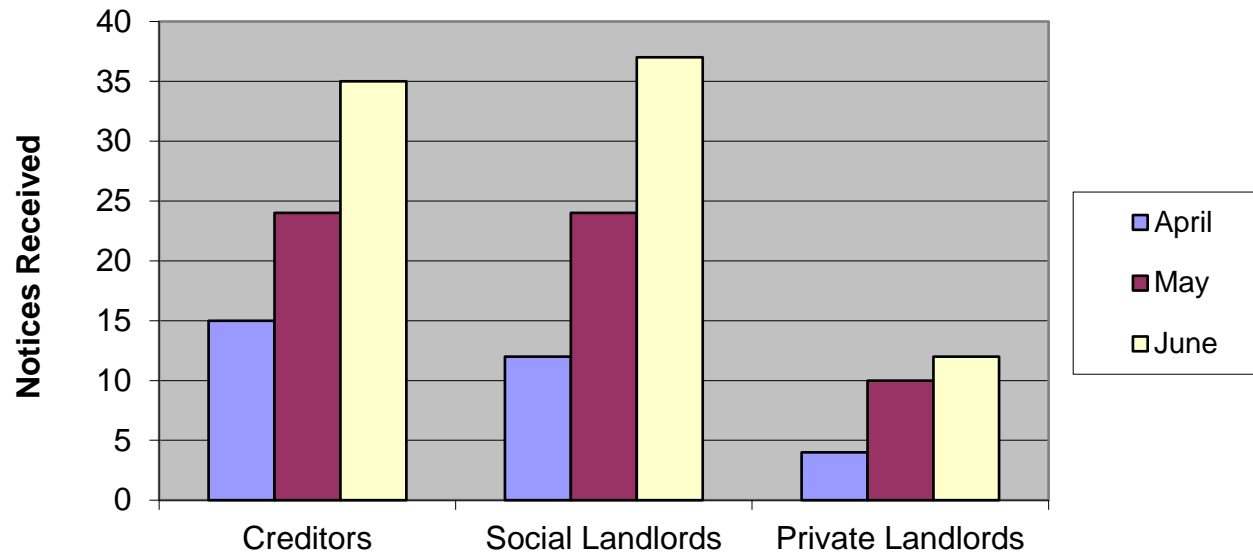
SECTION 11 NOTICES BY SOCIALWORK AREA				2021/2022
Area Team	Creditors	Social Landlords	Private Landlords	Totals
North East	18	25	3	46
North West	25	18	7	50
South	31	30	16	77
<b>Totals</b>	<b>74</b>	<b>73</b>	<b>26</b>	<b>173</b>

**Section 11 Notices by Area Team**




SECTION 11 NOTICES BY MONTH/LANDLORD TYPE				2021/2022
Month	Creditors	Social Landlords	Private Landlords	Totals
April	15	12	4	31
May	24	24	10	58
June	35	37	12	84
<b>Total</b>	<b>74</b>	<b>73</b>	<b>26</b>	<b>173</b>

**Section 11 Notification**




# SECTION 11 NOTICES - PRIVATE LANDLORD COMPARISONS 2021/2022

Private landlords	1st Quarter No	2nd Quarter No	3rd Quarter No	4th Quarter No
Private landlords	26			




**SECTION 11 NOTICES LENDER COMPARISONS****2021/2022**

Lender	1st Quarter No	2nd Quarter No	3rd Quarter No	4th Quarter No
Total High Street Lenders	58			
Total Other Lenders	16			

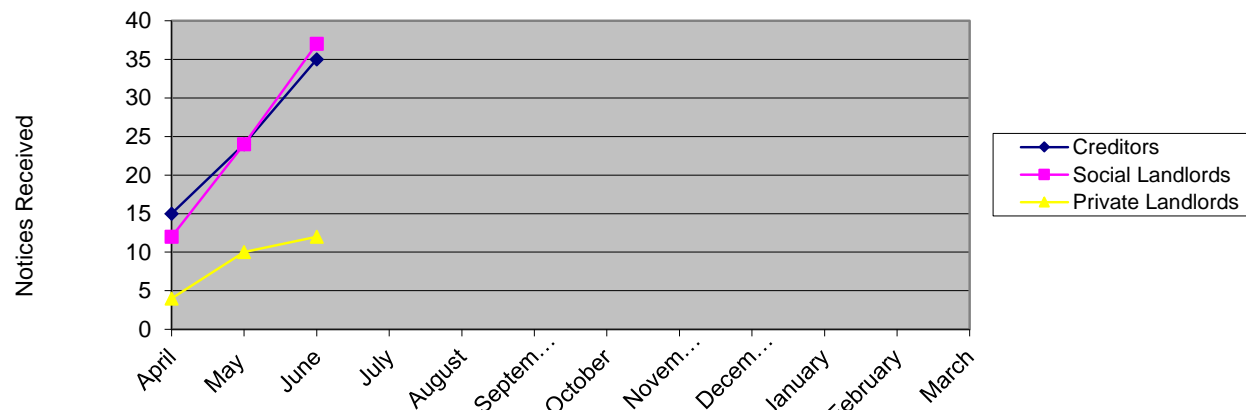
**Section 11 Notices Lender Comparisons****SECTION 11 NOTICES - RSL COMPARISONS****2021/2022**

RSL	1st Quarter No	2nd Quarter No	3rd Quarter No	4th Quarter No
RSL's	73			

**Section 11 Notices RSL Comparisons**

SECTION 11 NOTICES - MONTHLY COMPARISONS				2021/2022
Month	Creditors	Social Landlords	Private Landlords	Totals
April	15	12	4	31
May	24	24	10	58
June	35	37	12	84
July				0
August				0
September				0
October				0
November				0
December				0
January				0
February				0
March				0
<b>Total</b>	<b>74</b>	<b>73</b>	<b>26</b>	<b>173</b>

Section 11 Notices - Monthly Comparisons



# SECTION 11 NOTICES - YEAR ON YEAR COMPARISON 2009 - Present

YEAR	Total Notices Received				TOTAL
	Q1	Q2	Q3	Q4	
2009-2010	562	737	600	645	2544
2010-2011	565	567	361	992	2485
2011-2012	548	720	782	842	2892
2012-2013	713	657	602	691	2663
2013-2014	582	551	610	748	2491
2014-2015	688	556	517	488	2249
2015-2016	498	602	562	592	2254
2016-2017	460	652	483	592	2187
2017-2018	553	530	304	713	2100
2018-2019	509	447	480	588	2024
2019-2020	436	537	431	450	1854
2020-2021	35	92	50	87	264
2021-2022	173				173

