

SECTION 11 NOTICES BY RSL

2021/2022

RSL	1st Quarter No	2nd Quarter No	3rd Quarter No	4th Quarter No
Ardenglen HA	2	1		
Arklet HA	0	0		
Bield HA	0	0		
Blairtumnock HA	0	1		
Blochairn HA	0	0		
Broomhouse HA	0	0		
Cadder HA	2	0		
Cairn HA	0	1		
Calvay HA	2	0		
Cassiltoun HA	1	0		
Cathcart HA	0	0		
Cernach HA	0	0		
Charing Cross HA	1	0		
Copperworks HA	0	1		
Craigdale HA	0	0		
Cube HA	0	0		
Drumchapel HA	2	0		
Easthall Park HA	0	0		
Elderpark HA	1	2		
Gardeeen HA	1	1		
GHA	4	4		
Glasgow West HA	3	2		
Glen Oaks HA	1	1		
Govan HA	4	3		
Govanhill HA	11	9		
Hawthorn Co-op	1	0		
Hillhead HA	0	0		
Home in Scotland	1	1		
Home Group Limited	2	0		
Horizon HA	0	0		
Kendoon HA	0	0		
Kingsridge Cleddans HA	0	0		
Link HA	0	0		
Linthouse HA	1	3		
Lochfield Park	1	2		
Loretto HA	0	0		
Lowther Homes	0	2		
Maryhill HA	5	8		
Mears	0	1		
Milnbank HA	0	0		
Molendinar Park HA	0	0		
New Gorbals HA	0	2		
NG Homes	8	6		
Northview HA	0	1		
Parkhead HA	0	0		
Partick HA	2	0		
Pineview HA	0	0		
Provanhall HA	0	0		
Queens Cross HA	2	0		
Reidvale HA	0	0		
Rosehill HA	0	0		
Ruchazie HA	0	0		
R Squared Ventures	0	1		
Sanctuary HA	0	3		
Scottish Veterans	0	0		
Shettleston HA	0	0		
Southside HA	4	4		
Spireview HA	2	0		
Strathclyde (Camphill) Housing Society	0	0		
Tenants First Housing Co-op	0	0		
Thenue HA	2	3		
Thistle HA	0	0		
Tollcross HA	1	7		
Trust HA	0	0		
Wellhouse HA	2	1		
West of Scotlnd HA	4	5		
Whiteinch & Scotstoun HA	0	0		
Yoker HA	0	0		
Yorkhill	0	0		
TOTAL	73	76	0	0

SECTION 11 NOTICES BY LENDER

2021/2022

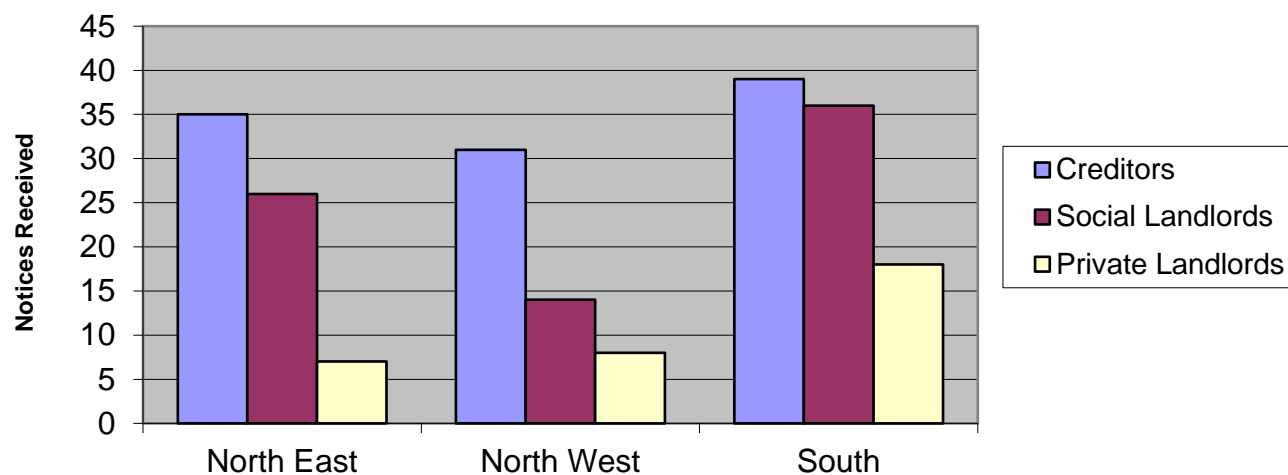
Lender	1st Quarter	2nd Quarter	3rd Quarter	4th Quarter No
AIB Group	0	0		
Allied Irish Bank	0	0		
Alliance & Leicester Plc	2	2		
Bank of Ireland	0	0		
Bank of Scotland Plc	26	32		
Barclays Bank Plc	0	0		
Bradford & Bingley	0	0		
Century Building Society	0	0		
Chelsea Building Society	0	0		
Clydesdale Bank Plc	2	1		
Co-operative Bank	2	1		
Coventry Building Society	0	0		
Dunfermline Building Society	0	0		
Halifax plc	0	0		
HSBC Bank Plc	0	0		
Irish Nationwide	0	0		
JP Morgan Chase	0	0		
Leeds Building Society	0	1		
Lloyds Bank	6	3		
London Scottish Bank	0	0		
National Westminster Bank	2	5		
Nationwide Building Society	1	2		
Northern Rock Plc	0	0		
RBS	3	4		
Santander UK	11	16		
Skipton Building Society	0	2		
Standard Life	0	0		
Teachers Building Society	0	0		
The Woolwich	0	0		
TSB	3	5		
Ulster Bank	0	0		
Virgin Money	0	0		
Yorkshire Building Society	0	0		
Total High Street Lenders	58	74	0	0
Accord Mortgages Ltd	0	0		
Accountant in Bankruptcy	0	0		
Adam & Company	0	0		
Advantage	0	0		
Airdrie Saving Bank	0	0		
Alba 2013 Plc	0	0		
Albion Residential Ltd	0	0		
Alpha Credit Solutions	0	0		
Aldermore Bank Plc	0	0		
Amber Home Loans	0	0		
Amicus Finance	0	0		
Arbuthnot Latham & Co	0	0		
ARIM	0	0		
Arrow Global	0	0		
Aviva Equity Release	0	0		
Beneficial Bank	0	0		
Black Horse Ltd	0	0		
Bleiman Finance	1	0		
Bridging Loans Ltd	0	0		
Bridging Finance Ltd	0	0		
Britannica Li Sarl	0	0		
Central Trust Ltd	0	0		
Cheltenham & Gloucester Plc	0	0		
Cheshire Mortgage Co-op	0	0		
Chaconia Mortgages Ltd	0	0		
Citifinancial Europe Plc	0	0		
CT Capital	0	0		
Commercial First Business Ltd	0	0		
Co-operative Insurance Society Ltd	0	0		
DB UK Bank Ltd	0	0		
Egg Banking	0	0		
Elderbridge Ltd	0	0		
Endeavor Personal Finance Ltd	0	0		
Engry Prices Direct Ltd	1	0		
Engage Credit Ltd	0	0		
Equifiance Ltd	1	0		
Eurosail UK 2007	0	0		
FBSE Finance	0	0		
Finsbury Park Mortgage Funding Ltd	0	0		
First European Securities Ltd	0	0		
Firstplus Financial Group	0	0		
Future Mortgages	0	0		
GE Money	0	0		
Gemini Funding Ltd	0	0		
Glasgow Credit Union	0	0		
Godiva Mortgages	0	0		

Habib Bank	0	0		
Harpmanor Ltd	0	0		
HFC Bank Ltd	0	0		
Home Select Finance Ltd	0	0		
Household Mortgage Co-op	0	0		
IDEM Capital Securities Ltd	0	0		
IT Group UK Loans Ltd	0	0		
ITL Mortgages Ltd	0	0		
Just Retirement Ltd	0	0		
KBC Bank Ireland	0	0		
KBC Homeloans	0	0		
Kensington Mortgage Company	0	2		
Lakehouse Mortgages Ltd	0	0		
Lancashire Mortgage Co-op	0	0		
Landmark Mortgages	0	3		
Loan Logics	0	0		
Lothian Homes Ltd	0	0		
London Scottish Finance	0	0		
Lowry Capital Ltd	0	0		
LSF VII Bonette Investments	0	0		
Marlborough Loans Ltd	0	0		
Mars Capital Finance	1	1		
Melbourne Mortgages	0	0		
Morag Finance Ltd	0	0		
Morgan Stanley Bank International	0	0		
Mortgages Business Plc	0	1		
Mortgage Agency Services Number	0	0		
Mortgage Express	0	8		
Mortgage Express Number 2	0	0		
Mortgage Funding 2008	0	0		
Mortgage Title Resolutions Ltd	0	0		
Mortgage Trust Ltd	4	3		
Mortgages 1 Ltd	0	0		
Mortgages 2 Ltd	0	0		
Mortgages 5 Ltd	0	0		
Nemo Personal Finance	0	0		
Newcastle Building Society	0	0		
New Life Mortgages Funding Ltd	0	0		
North Yorkshire Mortgages	0	0		
Northern Bank Ltd	0	0		
Oakwood Homeloans Ltd	0	0		
Ocelot Resolutions Ltd	0	0		
Onesavings Bank Plc	1	0		
OCWEN 2 Ltd	0	0		
Paragon Personal Finance Ltd	0	0		
Paragon Mortgages Ltd	0	0		
Paratus AMC Ltd	0	1		
Pepper UK Ltd	1	0		
Picture Homeloans	0	0		
Platform Funding Ltd	0	0		
Places for People Home Limited	0	0		
PMJ Capital Limited	0	0		
Prefered Mortgages Ltd	0	0		
Premier Burrell Ltd	0	0		
Prestige Finance Ltd	0	0		
Prime Credit 5	0	0		
Promontoria Ltd	0	0		
Redstone Mortgages	0	0		
Rooftop Mortgages Ltd	0	0		
Sancopia Portfolios	0	0		
Saxon Residential	0	0		
SBS Mortgages	0	0		
Scottish Building Society	1	0		
Scottish Prudential Investment Ltd	0	0		
Scotswest	0	0		
Scottish Widows Bank	0	0		
Shawbrook Bank Ltd	0	0		
Siberite Mortgages Limited	0	3		
Skye Loans	0	0		
Staffa Rock Plc	0	0		
Southern Pacific Mortgage Ltd	0	0		
Southern Pacific Securities 05-2 Plc	0	0		
Strathcrown Ltd	0	0		
Swift 1st Ltd	0	0		
Swift Advances	1	0		
Target Loans	0	0		
TFS Loans	0	0		
The One Account	0	0		
The Mortgage Business	1	0		
The Mortgage Works	0	0		
The Mortgage Lender Ltd	0	5		
TIUTA International	0	0		
Topaz Finance	3	1		

Together Commerical Financial Ltd	0	1		
Trillium Mortgages Ltd	0	0		
Tulip Mortgages Ltd	0	0		
UCB Home Loans	0	1		
Wave lending	0	0		
Webb Resolutions	0	0		
West Bromwich Mortgage Company	0	0		
West Register Ltd	0	0		
Westfoot Investments	0	0		
White Label Loans	0	1		
Total Other Lenders	16	31	0	0
Grand Total	74	105	0	0

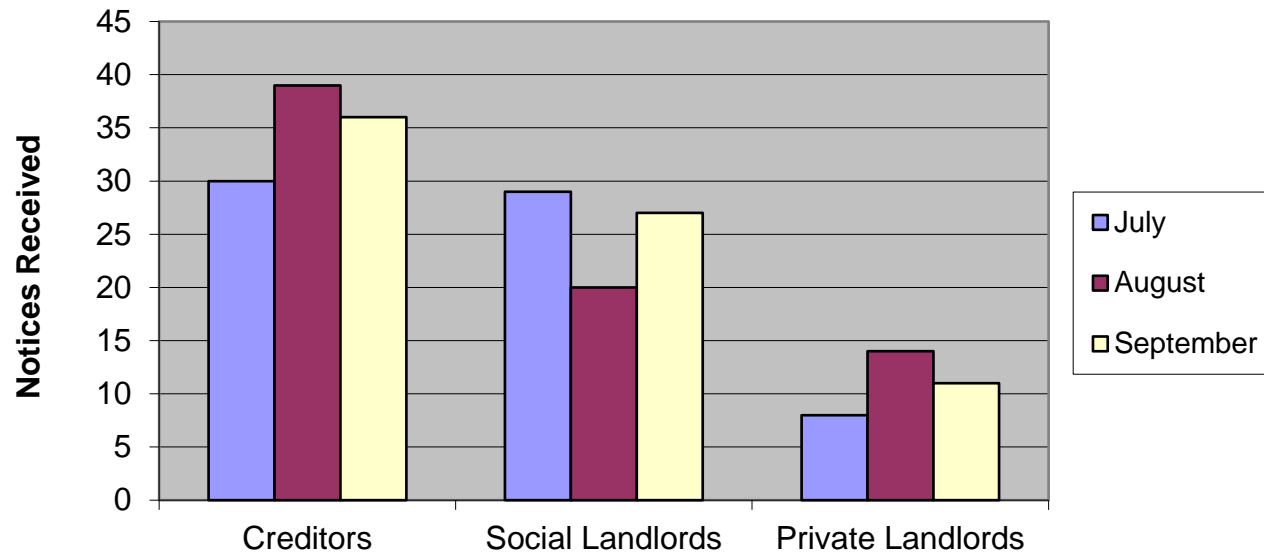
SECTION 11 NOTICES BY SOCIALWORK AREA				2021/2022
Area Team	Creditors	Social Landlords	Private Landlords	Totals
North East	35	26	7	68
North West	31	14	8	53
South	39	36	18	93
Totals	105	76	33	214

Section 11 Notices by Area Team




SECTION 11 NOTICES BY MONTH/LANDLORD TYPE				2021/2022
Month	Creditors	Social Landlords	Private Landlords	Totals
July	30	29	8	67
August	39	20	14	73
September	36	27	11	74
Total	105	76	33	214

Section 11 Notification




SECTION 11 NOTICES - PRIVATE LANDLORD COMPARISONS 2021/2022

Private landlords	1st Quarter No	2nd Quarter No	3rd Quarter No	4th Quarter No
Private landlords	26	33		

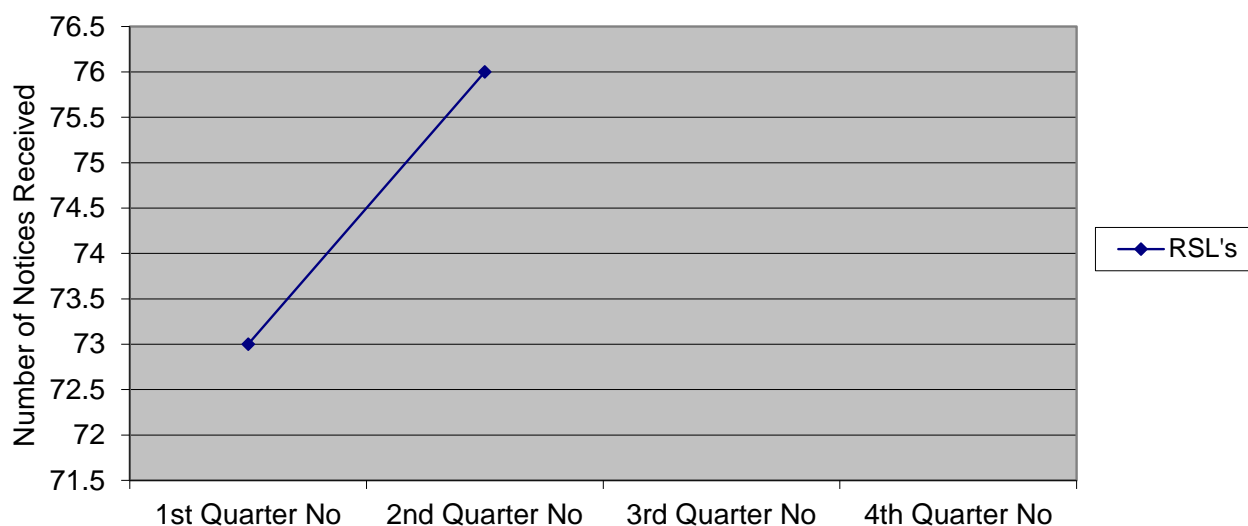


SECTION 11 NOTICES LENDER COMPARISONS**2021/2022**

Lender	1st Quarter No	2nd Quarter No	3rd Quarter No	4th Quarter No
Total High Street Lenders	58	74		
Total Other Lenders	16	31		

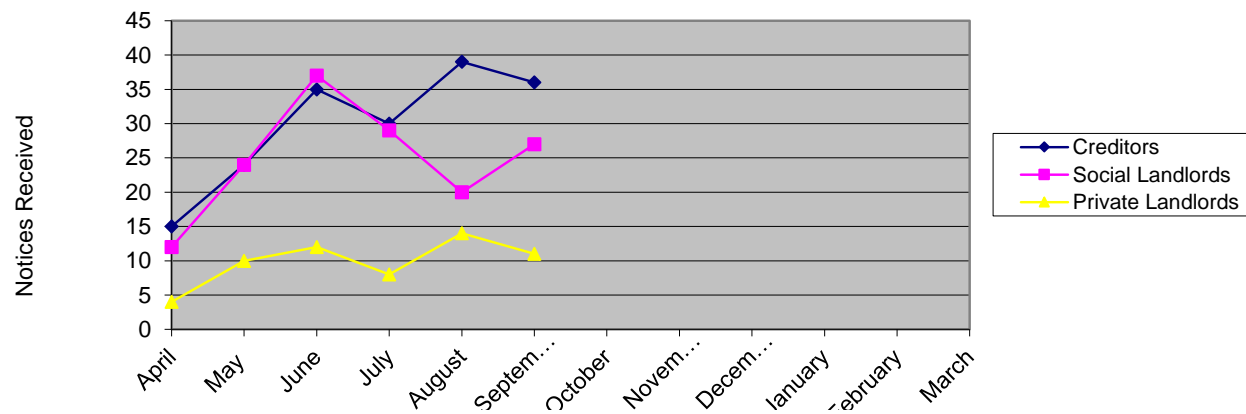
Section 11 Notices Lender Comparisons**SECTION 11 NOTICES - RSL COMPARISONS****2021/2022**

RSL	1st Quarter No	2nd Quarter No	3rd Quarter No	4th Quarter No
RSL's	73	76		

Section 11 Notices RSL Comparisons

SECTION 11 NOTICES - MONTHLY COMPARISONS				2021/2022
Month	Creditors	Social Landlords	Private Landlords	Totals
April	15	12	4	31
May	24	24	10	58
June	35	37	12	84
July	30	29	8	67
August	39	20	14	73
September	36	27	11	74
October				0
November				0
December				0
January				0
February				0
March				0
Total	179	149	59	387

Section 11 Notices - Monthly Comparisons



SECTION 11 NOTICES - YEAR ON YEAR COMPARISON 2009 - Present

YEAR	Total Notices Received				TOTAL
	Q1	Q2	Q3	Q4	
2009-2010	562	737	600	645	2544
2010-2011	565	567	361	992	2485
2011-2012	548	720	782	842	2892
2012-2013	713	657	602	691	2663
2013-2014	582	551	610	748	2491
2014-2015	688	556	517	488	2249
2015-2016	498	602	562	592	2254
2016-2017	460	652	483	592	2187
2017-2018	553	530	304	713	2100
2018-2019	509	447	480	588	2024
2019-2020	436	537	431	450	1854
2020-2021	35	92	50	87	264
2021-2022	173	214			387

