

OFFICIAL

Welcome to your new Microsoft Surface Pro 7+ – how to set up and use

- Your new Windows 10 Surface Pro 7+ hybrid computer can be used as a standard laptop or tablet
- it can be connected to wide range of peripheral to help you work more efficiently and easily
- How you set-up your device is largely a personal choice and depends greatly on where you work
- It is recommended that you familiarise yourself with the configuration ports on your hybrid




Please see the diagram below for a full overview of what each port is for on your new hybrid

OFFICIAL

OFFICIAL



1. Volume
2. Power button
3. Headset jack
4. Not Used
5. Front-facing camera
6. Studio Mics
7. USB-C port (can also be used to power device)
8. USB-A port
9. Surface Connect port (Power Connector)
10. MicroSD card reader



Connect your power cable on the right-hand side of the screen as shown.

OFFICIAL

OFFICIAL

The image below shows one way in which you can connect an additional monitor to your hybrid tablet. This shows connection to a USB C-travel hub.



USB C-travel hub
can be used to
connect your device



Plug in your
monitor (blue
VGA cable)
network point,
keyboard and
mouse

Docks/Port Replicators










As the Surface Pro 7 has limited USB ports it can be advantageous to use a port replicator or USB hub. If you are not supplied with a new USB Dock this is because the existing Lenovo Thinkpad replicators can also be used with your new device.

Use the table below to identify your type. Simply plug the USB cable you're your replicator or hub into the Surface Pro 7 and you are good to go.

OFFICIAL

The keyboard, mouse, monitor and network connection can all be connected to your new device using any of the dock.

Use the table below to identify the correct port to plug into on your device.

Dock Name	Looks like	Connects to
Thinkpad Basic USB 3.0 Dock	 HUB  Connection type – USB A	 USB A Port
HP USB-C Travel Hub	 HUB  Connection type – USB C	 USB C Port
HP USB-C Travel Hub	 HUB  Connection type – USB C	 USB C Port